

# "The pollination potential of bumblebee drones"

D i s s e r t a t i o n

zur Erlangung des akademischen Grades

Dr. rer. nat.

vorgelegt der

Naturwissenschaftlichen Fakultät I  
Biowissenschaften

der Martin-Luther-Universität Halle-Wittenberg

von

Herrn Stephan Wolf

geb. am: 27. 06. 1980 in: Freiberg/Sa.

Gutachter/in

1. Prof. Dr. Robin F.A. Moritz, Martin Luther-Universität Halle-Wittenberg
2. Dr. Mark J.F. Brown, Royal Holloway University London
3. Dr. Jane C. Stout, Trinity Collage Dublin, University of Dublin

### Additional Note on this issue

This dissertation consists of ten chapters, of which chapters II to VI are subject to contractually agreed copy right agreements with the publishers, who hold the exclusive publication rights of the scientific contents of these chapters. Therefore, chapters II to VI in this issue only contain the abstracts and are summarized in wider context in Chapters VIII and IX. Full publications are available from the responsible publisher.

# The Pollination Potential of Bumblebee Drones



PhD – thesis

By

Stephan wolf

Martin-Luther-Universität Halle-Wittenberg

*Dedicated to*

*Vera & Vincent J. Wolf*

*and*

*Gertrud Rast*

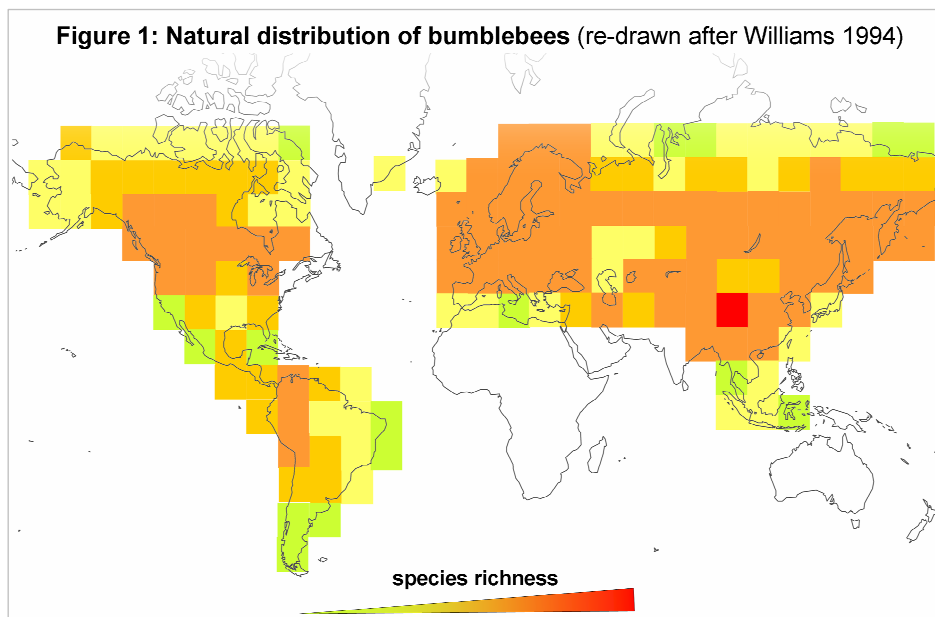
# Contents

<b>Chapter I</b>	General Introduction	<b>4</b>
<b>Chapter II</b>	The reliability of morphological traits in the differentiation of <i>Bombus terrestris</i> and <i>B. lucorum</i> (Hymenoptera: Apidae)	<b>18</b>
<b>Chapter III</b>	The pollination potential of bumblebee ( <i>Bombus spp.</i> ) drones (Hymenoptera: Apidae)	<b>30</b>
<b>Chapter IV</b>	Foraging distance in <i>Bombus terrestris</i> L. (Hymenoptera: Apidae)	<b>40</b>
<b>Chapter V</b>	Male flight distance and population sub-structure in the bumblebee <i>Bombus terrestris</i>	<b>52</b>
<b>Chapter VI</b>	Temporal dynamics of the male effective population size in bumblebees (Hymenoptera: Apidae)	<b>64</b>
<b>Chapter VII</b>	Outlook	<b>83</b>
<b>Chapter VIII</b>	Synthesis	<b>87</b>
<b>Chapter IX</b>	Zusammenfassung	<b>91</b>
<b>Chapter X</b>	References	<b>96</b>
<b>Appendix</b>	- Danksagung (Acknowledgements)	<b>114</b>
	- <i>Curriculum Vitae</i>	<b>115</b>
	- Eidstattliche Erklärung	<b>117</b>

Chapter I – General Introduction



**B**umblebees are large, colourful and hairy bees that belong to the family Apidae (true bees). Within the Family Apidae (true bees) they form the distinct tribe Bombini, comprising true bumblebees (*Bombus*) and cuckoo bumblebees (*Psithyrus*) (Mauss 1994), though there is an ongoing discussion about the classification within the tribe. Worldwide between 250 (Williams 1998, Cameron *et al.* 2007) and 300 (Pedersen 1996, 2002) species are recognized. Before anthropogenically introduced to Africa, Australia and New Zealand (Goulson 2003<sup>b</sup>) bumblebees were, except very few species found in the East Indies and South America (Cameron & Williams 2003), naturally distributed in the Northern hemisphere. Within this range they typically occupy arctic, temperate or alpine habitats (Pedersen 2002) having a centre of diversity in the Himalayan region (Williams 1994, Cameron & Williams 2003) (Fig. 1). In Europe there are about 53 species of true bumblebees and 10 species of cuckoo bumblebees, where they occur in almost every habitat type, with some preferably inhabiting open lands (e.g. *Bombus rudericus*), woodland (*B. monticola*) or alpine habitats (*B. alpinus*). Other species, such as *B. terrestris*, *B. lucorum* or *B. hypnorum*, are ubiquitous, and can be found in a wide range of natural and man-made habitats, including parks and gardens (von Hagen 1991).



Among all bees (Apidae), bumblebees have attracted an intensive scientific interest, which reaches back over 150 years (Newman (1851), cited in Goulson 2003<sup>a</sup>) (first monograph on bumblebees by Sladen in 1912). One factor driving this interest is their biology as such.

Bumblebees are primitively eusocial insects forming annual colonies that consist of numerous sterile workers, which are headed by a mostly singly mated queen (Estoup *et al.* 1995, Schmid-Hempel & Schmid-Hempel 2000, Strassmann 2001) (Fig. 2). Here *B. hypnorum* is an

exception among European bumblebees having queens that do occasionally mate multiply (Estoup *et al.* 1995, Brown *et al.* 2002).

#### *Life history*

Typically queens mate in autumn and exclusively enter hibernation, whereas the entire old colony (i.e. the old queen and the workers) and the drones die by the end of the season (e.g. Alford 1969, Plowright & Lavery 1984). Queens emerge from hibernation in spring and start searching for a suitable nest site. The exact time of emergence and nest foundation, however, may vary substantially among and within species (Plowright & Lavery 1984, Goulson 2003<sup>a</sup>) starting as early as February or March (*B. terrestris*) and lasting up to May or June (*B. sylvarum*).

In this phase of the life cycle bumblebees may be regarded as almost solitary insects, with the queens being in charge of all tasks necessary to rear the colony, such as foraging, incubating the brood and producing new eggs. The transition towards the truly eusocial phase begins with the emergence of the first and second worker generation that increasingly take over colony maintenance from the queen, who now exclusively devotes herself to reproduction leading to an exponentially growing worker force (Plowright & Lavery 1984, Goulson *et al.* 2002). Presumably triggered by the density of workers in the colony, the queen at some point switches (i.e. switch point) to produce eggs destined to become reproductives. As bumblebees are haplodiploid fertilized eggs will develop into new queens yet have a prolonged larval phase in contrast to worker larvae. Unfertilized, haploid eggs evolve into males, the drones (Goulson 2003<sup>a</sup>). About one week after the switch point (Duchateau & Velthuis 1988) some of the typically unmated workers (“elite workers”, van Honk & Hogeweg 1981, van Doorn & Heringa 1986, Owen & Plowright 1982, Duchateau & Velthuis 1989) may start to compete with the queen over the control of reproduction (i.e. competition point) by laying unfertilized eggs, that develop into drones. The rate of successfully reared worker-laid drones, however, may vary greatly among and within species, ranging from no worker reproduction to almost exclusively worker-produced drones (Owen & Plowright 1982, Fletcher & Ross 1985, Bourke 1988, Paxton *et al.* 2001, Brown *et al.* 2003, Alaux *et al.* 2004).

In general, the reproductive strategy of a colony depends mainly on the size of its workforce. Whereas small colonies may never reach reproductive stage and perish, medium sized colonies dominantly produce energetically “cheap” drones. Only strong colonies are able to produce both queens and drones (Müller & Schmid-Hempel 1992<sup>b</sup>, Goulson 2003<sup>a</sup>). However, numerous other factors may affect the overall colony performance determining the colonies reproductive success, such as foraging conditions and efficiency (e.g. Bowers 1985, Müller & Schmid-Hempel 1992<sup>a</sup>, Corbet *et al.* 1995, Schmid-Hempel & Schmid-Hempel 1998, Clavell



*et al.* 2008), parasite and pathogen load (Schmid-Hempel 1998, Imhoof & Schmid-Hempel 1999, Clavell *et al.* 2008) and their genetic load (e.g. Gerloff & Schmid-Hempel 2005).

Reproducing colonies, however, may vary strongly in their reproductive strategy and sex ratio (Goulson 2003<sup>a</sup>). Here putatively influencing factors may be the duration of the hibernation-diapause (Beekmann & van Stratum 2000), the local resource availability (Bourke 1997), the timing (Beekman *et al.* 1998, Bourke & Ratnieks 2001) and the reproductive control held by either workers or the queen, which results in differing sex-ratios due to a haplodiploidy-induced asymmetric relatedness (Hamilton 1964, Trivers & Hare 1976, Owen & Plowright 1982, Duchateau & Velthuis 1988, Bourke & Ratnieks 2001, Beekman & Ratnieks 2002, Duchateau *et al.* 2004).

The overall timing of reproduction is, in contrast to temporal variations of colony founding (e.g. Goulson 2003<sup>a</sup>) more or less synchronized (Müller & Schmid-Hempel 2001<sup>a</sup>) with males typically emerging first (protandry)(Bulmer 1983, Bourke 1997, Beekman & van Stratum 1998). Since bumblebee males are, contrary to honeybee drones, able to mate multiply (Röseler 1973) it is thought that early emerging males have greater chance of contributing genes to the next generation (Bulmer 1983).



### ***Ecological importance of bumblebees***

In addition to a large suite of studies on the life cycle and colony traits of bumblebees, the scientific interest on these species is also driven by their outstanding ecological importance, namely the pollination service provided by the workers (e.g. Kevan & Baker 1983, Kevan *et al.* 1993, Kearns *et al.* 1998, Kevan 1999, Kevan & Phillips 2001, Packer & Owen 2001, Klein *et al.* 2007)(Fig. 3).

*Bumblebees and Pollination*

Pollination, i.e. the transfer of pollen from the anthers of one flower to the stigma of the same or another flower, is of fundamental importance to ensure the setting of seeds (Kevan & Baker 1983, Kwak & Jennersten 1991, Kearns *et al.* 1998, Goulson 2003<sup>a</sup>, Knight *et al.* 2005<sup>b</sup>). Pollen dispersal is also of major significance in genetically connecting plant populations (e.g. Cresswell *et al.* 1995, 2002, Cresswell & Osborne 2004, Pasquet *et al.* 2008), potentially counteracting detrimental effects of habitat fragmentation on plant populations (e.g. Kearns *et al.* 1998, Aguilar *et al.* 2008).

The transport of pollen may be facilitated by various vectors such as wind (anemophily), water (hydrophily) and various animals (zoophily). The latter played a most significant role in the evolution and diversification of angiosperms (Kevan & Baker 1983, Crepet 1984, Galen 1996) leading to the wide spectrum in floral shape and size (Harder *et al.* 2001), colour (Chittka *et al.* 2001) and fragrance (Raguso 2001), which typically correspond to its pollinator-syndrome (Macior 1967, Galen 1996, Fenster *et al.* 2004). In contrast to wind and water mediated pollen-flow pollinating animals facilitate a by far more effective, directional and predictable transfer of pollen since they are attractable to rewarding flowers (e.g. Gegear & Lavery 2001, Waddington 2001). Consequently, the pollination of flowering plants by animals is of fundamental importance for ecosystem functioning (Regal 1982, Kevan & Baker 1983, Midgley & Bond 1991, Kevan *et al.* 1993, Batra 1995, Sargent & Ackerly 2008).

Insects represent by far the majority of pollinating animals (Kevan & Baker 1983, Kevan *et al.* 1993). Among the huge suite of insect pollinators, the genus *Bombus* has been recognized as one of the most efficient generalist (polylectic) pollinators, especially in the temperate and cold climate zones (Galen & Stanton 1989, Gauld *et al.* 1990, Campbell 1991, Westerkamp 1991, Bingham & Orthner 1998, Kearns & Thomson 2001, Cresswell & Osborne 2004, Hanley *et al.* 2009).

Because bumblebees are eusocial bees with a high local abundance, they out-compete most solitary insect pollinators. Their pollination efficiency even exceeds that of honeybees (*Apis mellifera*) for many wild and managed plants (Westerkamp 1991), which may be attributed to their ability for buzz-pollination and their generally more robust handling of flowers (Kevan *et al.* 1993, Morandin *et al.* 2001<sup>a,b</sup>, Goulson 2003<sup>a</sup>). This has also been recognized in agriculture, and there is a rapidly growing and highly competitive market for rearing bumblebee colonies for pollination in greenhouses and orchards (Kearns *et al.* 1998, Morandin *et al.* 2001<sup>a,b</sup>; Dazgan *et al.* 2004, Velthuis & van Doorn 2006). Moreover, bumblebees are excellently adapted to harsh weather conditions and even forage under cold

and rainy conditions, when honeybees refrain from foraging flights (e.g. Pedersen 2002, Goulson 2003<sup>a</sup>).

Bumblebees have an outstanding learning and memory capacity (Chittka 1998, Laloi *et al.* 1999, Fauria *et al.* 2002, Spaethe & Chittka 2003, Dyer & Chittka 2004, Stach *et al.* 2004, Dyer *et al.* 2005, Dyer 2006, Riveros & Gronenberg 2009) allowing effective foraging by selectively visiting profitable flowers. Initially innate (colour) preferences guide individual foragers to potentially suitable food resources (e.g. Lunau & Maier 1995, Gumpert 2000, Raine & Chittka 2009). These innate preferences become successively more specific and updated by individual foraging experiences. Foraging bees are mainly conditioned to visual and chemical cues, which are related to the flower itself (e.g. Neal *et al.* 1998, Chittka *et al.* 2001, Raguso 2001, Spaethe *et al.* 2001), but also to signals from prior visitors (Cameron 1981, Goulson *et al.* 1997, Stout *et al.* 1998, Dornhaus & Chittka 1999, 2004, Stout & Goulson 2001, Goulson 2009) or predators (Dukas 2001, Abbott 2006). Although bumblebee workers can exchange information on forage-quality and -quantity inside the colony (Dornhaus & Chittka 1999, 2004) foraging decisions in bumblebees are typically based on individual experiences (Thomson & Chittka 2001).



The cognitive abilities in bumblebee workers are, however, not only beneficial on the pollinator side but have major consequences for the pollination efficiency (e.g. Plowright & Lavery 1984). “Flower constancy” is the essence of an efficient pollination service, where workers foraging on one type of flowers (majoring), typically disregarding alternative food sources (“minoring”) displaying different signals (Heinrich 1979a, Waser 1986, Goulson 2000, Gegear & Lavery 2001, 2005, Raine & Chittka 2005, 2007). Flower constancy depends

on the bees' capacity for learning and memorizing sensory cues of a rewarding flower species that keeps them tracking as long as it provides a profitable nectar and/or pollen reward.

Another important parameter for bee mediated gene-flow among plants is the distance over which pollen may be dispersed (Cresswell *et al.* 1995, Kwak *et al.* 1991, 1998, Pasquet *et al.* 2008). In bumblebees this has been primarily studied in the context of worker foraging distance applying a wide range of different methods. However, there is a great variance in foraging distance estimates among but also within species. Some estimates are as short as 312 m for *B. pascuorum* (Darvill *et al.* 2004), whereas other authors give 449 m (Knight *et al.* 2005<sup>a</sup>). Other species were found to forage equally short with 500m for *B. muscorum* (Walther-Hellwig & Frankl 2000<sup>a,b</sup>) and 450 m for *B. lapidarius* (Knight *et al.* 2005<sup>a</sup>), though larger foraging distances of up to 1500 m are also reported for the latter (Walther-Hellwig & Frankl 2000<sup>a,b</sup>). For *B. terrestris* workers, which enjoyed most scientific attention, foraging distance estimates range from few hundred meters to up to several kilometres depending on the methods used and the ecosystems tested (Dramstad 1996, Osborne *et al.* 1999, Cresswell *et al.* 2000, Walther-Hellwig & Frankl 2000<sup>a,b</sup>, Osborne 2006, Darvill *et al.* 2004; Knight *et al.* 2005<sup>a</sup>; Chapman *et al.* 2003; Osborne *et al.* 2008; reviewed by Goulson & Osborne 2009). This inconsistency, especially within one species, indicates a high plasticity of the foraging behaviour depending, among others, on resource availability, quality and distribution (Heinrich 1975, Cartar 1991, Cresswell *et al.* 2000, Cresswell & Osborne 2004, Goulson 2003<sup>a</sup>, Baude *et al.* 2008, Wolf & Moritz 2008). Thus, the range of potential pollen dispersal must be supposed to vary greatly with vegetation characteristics, challenging the scientific evaluation of bumblebee-mediated pollen-flow in the field.

#### *Population ecology and population genetics*

Based on their importance for the function of ecosystems studies on the population ecology of bumblebees are of particular importance, especially with respect to bumblebee conservation (e.g. Kearns *et al.* 1998, Chapman & Bourke 2001, Packer & Owen 2001, Brown & Paxton 2009, Grixti *et al.* 2009, Murray *et al.* 2009, Williams & Osborne 2009, Zayed 2009).

Bumblebee populations are particularly vulnerable to lose genetic diversity through genetic drift and small population sizes. Both haplodiploidy and sociality are associated with a generally reduced effective population size ( $N_e$ ) due to reproductive division of labour (i.e. only a small proportion of the female population (queens) is reproducing) and the reduced number of gene-copies contributed by males (Graur 1985, Chapman & Bourke 2001, Packer & Owen 2001, Zayed 2009). In small and isolated populations, as found in fragmented landscapes, this aspect leads to a higher risk of losing genetic diversity by genetic drift and increases the probability of inbreeding (Gerloff *et al.* 2003, Gerloff & Schmid-Hempel 2005,

Whitehorn *et al.* 2009). The latter is particularly detrimental in bumblebees because of their complementary sex-determination system (*csd*; e.g. Cook & Crozier 1995, Heimpel & de Boer 2008), where heterozygosity at the sex-locus is required to develop into females (Mackensen 1951). Unfertilized, thus haploid eggs inevitably develop into males. The same, however, is true for diploid eggs that are homozygote at the sex-locus (Duchateau *et al.* 1994, Duchateau & Mariën 1995). Such eggs may amount to 50 % of the queen-laid eggs, provided the queen and the drone, she mated with, share a sex allele, which is likely to occur under strong inbreeding (e.g. Cook & Crozier 1995). Since these eggs, destined to become workers, now develop into either unviable or sterile diploid drones. The colony suffers from a reduced worker-force, yet to the full costs. Such colonies are very likely not to reach reproductive stage further reducing genetic diversity in the next generation (Whitehorn *et al.* 2009). However, since the production of diploid drones reduces the entire female brood, even colonies that succeed to produce new queens will be negatively affected. Here the reduction of queen brood by up to 50% inevitably leads to a decrease in effective population size (Zayed 2004).

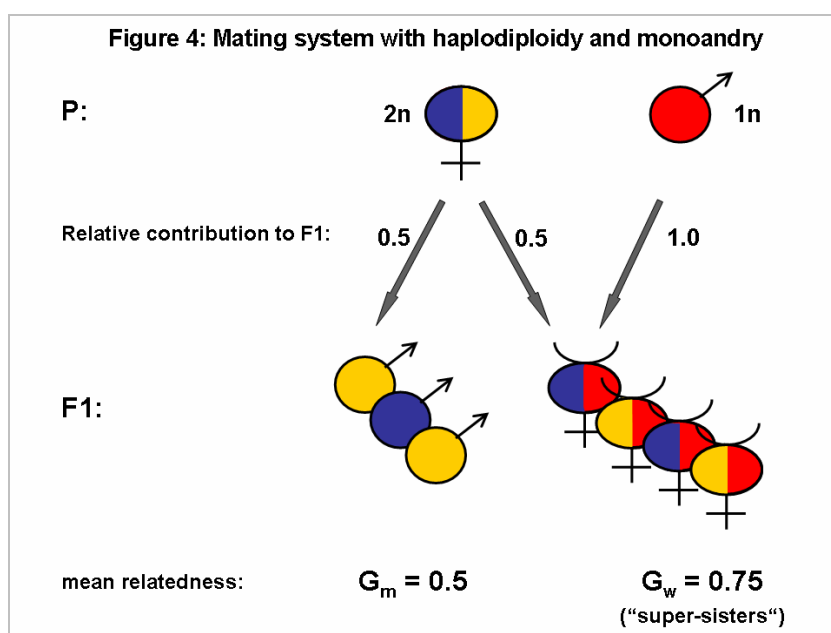
Multiple queen matings (polyandry) in social Hymenoptera are one strategy to raise the effective population size and to reduce the risk of inbreeding (e.g. Ratnieks 1990). Though the evolutionary implications of polyandry in social insects are controversially discussed in literature (e.g. Crozier & Page 1985, Moritz 1985, Keller & Reeve 1994, Strassmann 2000, Crozier & Fjerdingstad 2001, Brown & Schmid-Hempel 2003), it could be shown that the increase in genetic diversity may be associated with improved colony performance (e.g. Fjerdingstad & Crozier 2006). Even though this applies to artificially polyandrous bumblebee colonies either (Baer & Schmid-Hempel 1999), this strategy must be assumed to play a negligible role (Sauter *et al.* 2001) since bumblebees, with very few exceptions, are monoandrous (Schmid-Hempel & Schmid-Hempel 2000).

In sum, bumblebee populations comprise numerous traits negatively affecting effective population size, genetic variability and tolerance towards inbreeding (e.g. reviewed in Zayed 2009). Hence, they are exceptionally susceptible towards anthropogenic disturbance, such as habitat alteration and fragmentation, outlining the importance of studying bumblebees particularly on population level.

The population characterization in bumblebees, however, is rather challenging. As in all social insects, the population size is not determined by the number of workers but by the number of colonies (equally to the number of mated queens), which are typically highly cryptic and require great effort to get reliable estimates from nest counts (Osborne *et al.* 2007). The evaluation of the population size from worker counts is almost impossible since

colonies may vary strongly in their contribution to a foraging population per site. Classical methods may therefore provide only limited information about the effective population size and nest densities. They do not allow any evaluation of the genetic profile of a population, including allele diversity, heterozygosity, inbreeding or population sub-structure.

Here the development of genetic tools such as microsatellites (Estoup *et al.* 1995, 1996, Reber-Funk *et al.* 2006) has revolutionized population ecology in general, but especially for social insects including bumblebees. As for the latter, the high intra-colonial relatedness among workers of  $G = 0.75$  (super-sisters), resulting from a single mating (all workers in a colony share the same paternal allele)(Fig. 4), facilitates a reliable assignment of sampled workers to their maternal colony, provided a sufficient number of polymorphic markers is used.



Following population genetic principles (see Hartl & Clarke 1998) population sub-division and degrees of inbreeding may allow completely new insights into bumblebee population ecology. Consequently, molecular tools were applied in context of bumblebee conservation (Zayed 2009), revealing for instance low effective population sizes and alarmingly high degrees of inbreeding in some rare and declining bumblebee species (*B. muscorum*: Darvill *et al.* 2006; *B. sylvarum*: Ellis *et al.* 2006). In other species, however, population genetic analyses indicated vigorous, genetically diverse populations (e.g. Herrmann *et al.* 2007, Kraus *et al.* 2009), heating the debate why some bumblebee species seem to suffer from anthropogenic actions, whereas others remain abundant (e.g. Goulson *et al.* 2005, Fitzpatrick *et al.* 2007, Goulson *et al.* 2008<sup>a,b</sup>, Grixiti *et al.* 2009, Williams & Osborne 2009, Williams *et al.* 2009).

In addition to conservation issues population genetic tools enable to answer a wide spectrum of other scientific questions. So they are used to shed light into (co-)evolutionary processes (e.g. Schmid-Hempel 2001) and colonization pathways (Estoup *et al.* 1996, Widmer *et al.* 1998), to infer foraging distances and colony densities (Darvill *et al.* 2004, Knight *et al.* 2005<sup>a</sup>, 2009) and to assess the effects of land use on bumblebee populations (Herrmann *et al.* 2007), just to name a few.

Irrespective of the huge diversity of scientific questions, methodological approaches and findings, the majority of the studies of bumblebee ecology have one thing in common: they are based on workers. On first sight this seems plausible, since workers are abundant over a long time and are normally easy to observe or to sample. Bumblebee males, which occur only a certain time period in the year and exhibit way less predictable behavioural patterns, have only rarely been addressed. This, however, disregards any function they may have in ecological context, apart from mating.

### ***Bumblebee males***

Males in social Hymenoptera have long been the “neglected gender” (Koeniger & Baer 2004, *Apidologie* special issue (2006)) and were disparaged as “flying sperm-containers”. In comparison to workers and queens, they have received limited scientific attention, which has been intensified just in recent years. The vast majority of the literature on bumblebee drones, however, focuses on their reproduction. On individual level studies concentrate mainly on drone larval development (e.g. Duchateau & Mariën 1995, Duvoisin *et al.* 1999), copulation motivation (Sauter & Brown 2001), sperm transfer (Duvoisin *et al.* 1999), evolutionary implications of copulation duration (Duvoisin *et al.* 1999, Brown *et al.* 2002, Brown & Baer 2005) and accessory gland secretions involved in copulation and female monopolization (Baer *et al.* 2000, 2001, Sauter *et al.* 2001, Brown *et al.* 2002; reviewed by Baer 2003). In this regard, bumblebee drones are even proposed as model organisms for studying sexual selection in social insects (Baer 2003). Individual drones have been also used for taxonomy using species specific pheromone secretions of the labial gland (Bertsch 1997, Bertsch *et al.* 2005) or for testing the hypothesized negative correlation between parasite susceptibility and ploidy (e.g. Ruiz-González & Brown 2006).

On colony level mainly queen mating frequency (Estoup *et al.* 1995, Baer & Schmid-Hempel 1999, Schmid-Hempel & Schmid-Hempel 2000, Strassmann 2001, Brown *et al.* 2002), diploid drone production (e.g. Duchateau *et al.* 1994) and colony sex ratio (e.g. Bourke 1997) have been studied. Population level studies predominantly address the conspicuous female attraction behaviour of drones. Reports on the mating patrol flight patterns of male

bumblebees date back to Newman (1851, cited in Goulson 2003<sup>a</sup>) and Darwin (1886) and have since been subject of a number of studies unravelling the pre-copulatory behaviour in bumblebees.

Generally there are two main mate search strategies in bumblebees: “waiting” and “patrolling” (Alcock *et al.* 1978, Eickwort & Ginsberg 1980). Based on the choice of the rendezvous sites (sites where males encounter a female) bumblebee males relying on waiting for a receptive queen may be grouped in two categories: nest-entrance-waiting drones (e.g. *B. californicus* and potentially *B. rufocinctus*: Foster 1992, *B. muscorum*: Darvill *et al.* 2007) and perching drones (e.g. *B. confusus*: Hovorka *et al.* 1998, Kindl *et al.* 1999; *B. morrisoni* and *B. rufocinctus*: Bertsch *et al.* 2008). Nest-entrance waiting drones aggregate close to the entrance of a mature nest competing for access to emerging gynes (Foster 1992, Darvill *et al.* 2007). Drones exhibiting perching behaviour, on the other hand, base themselves on a prominent object in the landscape where they sit or over which they hover, waiting for virgin queens. From their outlook they dart after bypassing gynes or resembling objects, returning to the spot when being unsuccessful (e.g. Eickwort & Ginsberg 1980, Kindl *et al.* 1999, Bertsch *et al.* 2008).

The by far most common pre-mating behaviour in bumblebees is patrolling. Here drones repeatedly visit specific objects along a more or less circular route. In early morning each of these objects (e.g. leaves, tree trunks or prominent rocks, but almost never flowers (Goulson 2003<sup>a</sup>)) has been pheromonally marked by the drone. The scent-marks are attractive to both, receptive queens and conspecific males. This leads to routes patrolled by numerous males at the same time. In temperate species typically less than 30 males occupy one patrol-route. In tropical bumblebee species, however, the number of drones per route may be as large as 720 (Stiles 1976, cited in Ayasse *et al.* 2001). Though this increases male-male competition, there is evidence, at least for *B. terrestris*, that queens prefer multiply marked spots, implying that routes patrolled by numerous males are more efficient in attracting queens (Ayasse *et al.* 2001).

Male pheromone composition involved in mate search has been studied in great detail (Stein 1963, Kullenberg *et al.* 1970, Svensson & Bergström 1977, 1979, Bergström *et al.* 1967, 1981, 1996, Bergman & Bergström 1997, Hovorka *et al.* 1998, Kindl *et al.* 1999, Bertsch *et al.* 2008), yet shall not be addressed here in detail. Generally, these pheromones are produced mainly in the labial and mandibular gland and are highly complex mixtures of numerous components.

Though patrolling is in parts well studied there is almost no information on the spatial and temporal dimension of bumblebee mating. Though Frank (1941) found one specific patrol



route of *B. hortorum* to be 300 m long, there is almost no information on the area drones cover during their live-time. This includes the distance of a patrol-route to the natal nest of the founder drone, but also a potential switch from one to another patrol route. Both may potentially increase the mating area of a drone substantially, positively affecting effective population size. Here one can only speculate about how genetic diversity is maintained (or not).

The behaviour of drones not on mate search is almost completely ignored, particularly when they are foraging on flowers to provision themselves and fuel the energy consuming patrol flights (Fig. 5). Only very few reports address flower visitation of bumblebee males (e.g. Svensson 1979, Gögler *et al.* 2009).



Only very limited information on the potential impact of the male flight behaviour on pollination is available (male-mediated pollination by *Psithyrus vestalis*: Gögler *et al.* 2009). This is surprising, because colonies used for commercial pollination are typically large colonies. These colonies often reach the reproductive state producing large numbers of drones. Hence, from both an ecological and economical aspects it seems highly rewarding to study the males' pollination potential:

- 1) Drones frequently feed on flowers to fuel their own energy demands (Svensson 1979). Given this time is lost for mate-search it is reasonable to assume that drones may selectively visit flowers potentially facilitating gene-flow among attractive, conspecific plants.
- 2) Workers groom their body to collect pollen in their corbiculae (Thorpe 1979). This pollen, however, is lost for pollination (Thomson 1986) and causes a considerable discrepancy between workers foraging efficiency and their pollination efficiency (Westerkamp 1991).

Drones, in contrast, lack corbiculae, are often “pollen-powdered” when foraging for food, and may be highly efficient in mediating pollen flow.

3) Foraging in workers is limited by the distance to the nest to which they have to return repeatedly (central place foraging) (e.g. Cresswell *et al.* 2000). Drones, in contrast, never return to the colony once embarked on mate search. Therefore, drones foraging behaviour, independent of the maternal nest location, can be assumed to be less constrained in terms of foraging area and might qualify drones as important long distance pollen vectors. Consequently, the spatial and temporal dimensions of drones mating flights may well be relevant to determine the potential pollen dispersal through drones.

4) In late season drones may occur in very high densities that even exceed that of workers resulting in a high number of flowers potentially visited and pollinated by drones. Here a considerable impact on pollen-flow might be possible.

### ***Aims of this thesis***

The goal of this dissertation is to evaluate the pollination potential of bumblebee drones (*Bombus spp.*). Given the weak scientific record on drone flower visitation and flight distances, the presented studies in this thesis not only involve pollen-transport but also focus on the related traits important for a potential drone-mediated pollen-flow. I took advantage of both classical field methods and molecular methods (population genetics) to evaluate pollination-relevant traits of workers in comparison to that of drones, mainly focussing on the Buff-tailed bumblebee *Bombus terrestris* and the Red-tailed bumblebee *B. lapidarius*.

Hereafter the initial ideas behind each study conducted is presented in a concise form in order to justify their relevance for the topic.

Chapter II: My studies include classical methods and population genetic tools. Molecular markers, however, only provide reliable information when sampling is adequate. This not only refers to sample-size but also to the species identity. *B. terrestris* workers, however, are hard to distinguish from workers of *B. lucorum* using morphological traits. Since intermixed samples are very likely to affect any population genetic analyses, the reliability of species identity was evaluated from field samples of *B. terrestris* / *B. lucorum* in order to ensure reliable data for all further studies involving population genetics.

Chapter III: Pollen carried by either sex should shed light to the pollination potential *per se*. Here a comparison of both the quantity and the quality (type) of pollen carried on an individuals body was chosen to assess the number of carried pollen-grains potentially available for pollination. Moreover, flower choice behaviour (in terms of flower constancy),

was evaluated by comparing the frequencies of pollen-types on the bodies of workers and drones.

In addition to the quantity and quality of pollen transferred by workers and drones, strong attention was paid to the spatial dimensions of potential pollen-flow.

Chapter IV: Foraging distance estimates in bumblebees are of great inconsistency. Here bumblebee foraging distance was determined using an exclusively forage providing transect, facilitating not only the recording of the flight distance but also an assessment of the factors mainly influencing foraging behaviour and flight distance of workers.

Chapters V & VI: Male flight distance in the field is particularly hard to measure due to their unpredictable foraging flight patterns. Therefore, I embarked on an indirect estimate of drone flight distances of *B. terrestris* and *B. lapidarius* to their maternal colonies using microsatellite markers in combination with information about worker dispersiveness.

Additionally the temporal dynamics of the drone population was evaluated to assess population sustainability and the spatial extent of potential pollen carry-over.

The presented work is a very first step towards a broadened view to pollination ecology and gives an initial and rough picture of the potential pollen-flow facilitated by bumblebee drones. It attempts to inspire researchers to do more detailed studies on this evidently rewarding and possibly surprising research topic.

**Chapter II**

**The reliability of morphological traits in the differentiation  
of *Bombus terrestris* and *B. lucorum* (Hymenoptera:  
Apidae)**

**Stephan WOLF, Mandy ROHDE & Robin F. A. MORITZ**

Institut für Biologie / Institutsbereich Zoologie, Martin-Luther-Universität Halle-Wittenberg, Germany

***Apidologie* doi: 10.1051/apido/2009048 (2009)**

## **Abstract**

The bumblebees of the subgenus *Bombus sensu strictu* are a notoriously difficult taxonomic group because identification keys are based on the morphology of the sexuals, yet the workers are easily confused based on morphological characters alone. Based on a large field sample of workers putatively belonging to either *B. terrestris* or *B. lucorum*, we here test the applicability and accuracy of a frequently used taxonomic identification key for continental European bumblebees and mtDNA restriction fragment length polymorphism (RFLP) that are diagnostic for queens to distinguish between *B. terrestris* and *B. lucorum*, two highly abundant but easily confused species in Central Europe. Bumblebee workers were grouped into *B. terrestris* and *B. lucorum* either based on the taxonomic key or their mtDNA RFLP. We also genotyped all workers with six polymorphic microsatellite loci to show which grouping better matched a coherent Hardy-Weinberg population. Firstly we could show that the mtDNA RFLPs diagnostic in queens also allowed an unambiguous discrimination of the two species. Moreover, the population genetic data confirmed that the mtDNA RFLP method is superior to the taxonomic tools available. The morphological key provided 45% misclassifications for *B. lucorum* and 5% for *B. terrestris*. Hence, for studies on *B. terrestris* we recommend to double check species identity with mtDNA RFLP analysis, especially when conducted in Central Europe.

**bumblebee/identification/morphology/mtDNA/population genetics**

Chapter III

**The pollination potential of bumblebee (*Bombus spp.*)  
drones (Hymenoptera: Apidae)**

**Stephan WOLF & Robin F. A. MORITZ**

Institut für Biologie, Institutsbereich Zoologie, Martin-Luther-Universität Halle-Wittenberg, Germany

***Animal Behaviour*: submitted**

## **Abstract**

Bumblebees are among the most efficient pollinators. The pollination service of a colony is regarded to be tightly linked to foraging distance of workers. The role of flower visiting males as pollen-vectors, however, has been largely neglected. This disregards their long-distance patrolling flights and their less intensive grooming, which may well promote efficient pollen transfer. Here we compared quantity and quality of pollen on the body (pollination active pollen) of workers and drones of two bumblebee species (*Bombus lapidarius* and *B. terrestris*) to assess their flower constancy as measure of their pollination potential.

We show that males of both species visit flowers selectively and exhibit a flower constancy not significantly different to that of workers. However, we found highly significant differences in pollen-types collected by either sex with some types exclusively found in one sex. Although drones carried significantly less pollen than workers, their mean pollen loads exceeded 10.000 grains/individual, suggesting that drones contribute to the colony pollination service by spatially enhancing pollen-flow and expanding the range of pollinated plants. This may have substantial implications for the gene-flow of isolated plant populations in fragmented landscapes that depend on long-distance pollen-transfer.

**Bumblebee males, flight distance, flower constancy, pollen-load, fragmented landscapes**

Chapter IV

**Foraging distance in *Bombus terrestris* L.**

**(Hymenoptera: Apidae)**

**Stephan WOLF & Robin F. A. MORITZ**

Institut für Biologie / Institutsbereich Zoologie, Martin-Luther-Universität Halle-Wittenberg, Germany

***Apidologie* 39: 419 – 427 (2008)**



## **Abstract**

A major determinant of bumblebees pollination efficiency is the distance of pollen dispersal, which depends on the foraging distance of workers. We employ a transect setting, controlling for both forage and nest location, to assess the foraging distance of *Bombus terrestris* workers and the influence of environmental factors on foraging frequency over distance. The mean foraging distance of *B. terrestris* workers was  $267.2\text{m} \pm 180.3\text{m}$  (max. 800m). Nearly 40% of the workers foraged within 100m around the nest. *B. terrestris* workers have thus rather moderate foraging ranges if rewarding forage is available within vicinity of the nests. We found the spatial distribution and the quality of forage plots to be the major determinants for the bees foraging decision-making, explaining over 80% of the foraging frequency. This low foraging range has implications for using *B. terrestris* colonies as pollinators in agriculture.

**bumblebee/foraging/pollination/decision-making**

Chapter V

**Male flight distance and population sub-structure in the  
bumblebee *Bombus terrestris***

**F. Bernhard KRAUS<sup>1,2</sup>, Stephan WOLF<sup>1</sup> & Robin F. A. MORITZ<sup>1</sup>**

<sup>1</sup> Institut für Biologie / Institutsbereich Zoologie, Martin-Luther-Universität Halle-Wittenberg, Germany

<sup>2</sup> El Colegio de la Frontera Sur (ECOSUR), Departamento Entomología Tropical, Línea de Investigación "Abejas de Chiapas", Tapachula, Chiapas, México

***Journal of Animal Ecology* 78: 247 – 252 (2009)**

## Summary

1. Bumblebees are important pollinators in natural as well as agricultural ecosystems. Estimates of foraging range, population size and genetic population structure so far have been based on worker samples alone. Here we include both males and workers in a population genetic analysis to infer the contribution of males to these important ecological parameters.
2. The population genetic (microsatellite) analyses of *Bombus terrestris* L. populations on the island of Cabrera (Spain) and Halle (Germany) revealed high heterozygosities ( $0.60 \pm 0.08$  to  $0.77 \pm 0.13$ ) and neither a deviation from Hardy Weinberg equilibrium nor linkage disequilibrium.
3. We detected five colonies (census population size) for the island population and 27 to 68 for the German mainland population. The genetic effective population sizes were  $N_e = 7.5$  for the island and 40.5 to 102 for the mainland population respectively.
4. There was a significant genetic sub-differentiation between the male and the worker population samples, suggesting that males originated from different and/or more distant colonies than workers.
5. Based on the colony numbers we estimated the flight range of males, which ranged from 2.6 km to 9.9 km, much further than worker flight ranges. Bumblebee mediated pollen flow will therefore be much further then expected based on the foraging range of workers alone if males also contribute to pollination.

***Bombus terrestris*, flight distance, microsatellite, population structure, social insects**

## Chapter VI

# **Temporal dynamics of the male effective population size in bumblebees (Hymenoptera: Apidae)**

**Stephan WOLF<sup>1</sup>, Theresa TOEV<sup>1</sup>, Ruby L.V. MORITZ<sup>2</sup> & Robin F. A. MORITZ<sup>1</sup>**

<sup>1</sup>Institut für Biologie / Institutsbereich Zoologie, Martin-Luther-Universität Halle-Wittenberg, Germany

<sup>2</sup>Institut für Informatik, Martin-Luther-Universität Halle-Wittenberg

***Molecular Ecology*: submitted**

## Abstract

Bumblebees are of major ecological and economic importance. As in all social Hymenoptera, sociality and haplodiploidy leads to a generally reduced effective population size ( $N_e$ ) associated to reduced population fitness. Using microsatellites on a large field sample of drones and workers of *Bombus terrestris* and *B. lapidarius* we tested two hypothetical scenarios of drone dispersal potentially increasing effective population size: 1) genetically distinct drone-cohorts sequentially pass through an area or 2) Drones belong to one large temporarily unstructured population with extended mating flight range. We used two different colony assignment approaches, deriving natal queen genotypes either from weekly separate drone sub-samples or from the overall sample, referring to the two Hypotheses. The majority of the drones in our sample-area originate from colonies farther away from the sampling location than the workers foraging range. Our results indicate a clear genetic differentiation between local, worker contributing, and foreign, only drone contributing colonies leading to an increase of the populations gene-pool. However, analysis of colony assignment variance and temporal distribution of drone-contributing colonies suggested Hypothesis 2 to be the more parsimonious one. Though queen dispersal remains to be studied, we argue that  $N_e$  in bumblebees may be increased through extended male mating flight ranges, estimated with 10.54 km<sup>2</sup> and 15.98 km<sup>2</sup>, *B. terrestris* and *B. lapidarius*, respectively, almost doubling local colonies foraging range in both species. Accordingly, population genetic characterizations indicate strong, genetically highly diverse populations with no signs of inbreeding.

Chapter VII – Outlook

***Bombus terrestris* drone performance in learning and  
memorizing floral odours in comparison to workers**

**Stephan WOLF<sup>1</sup>, Martin GIURFA<sup>2</sup> & Robin F. A. MORITZ<sup>1</sup>**

<sup>1</sup>Institut für Biologie / Institutsbereich Zoologie, Martin-Luther-Universität Halle-Wittenberg, Germany

<sup>2</sup>Centre de Recherches sur la Cognition Animale (CRCA), Université Paul Sabatier, Toulouse III, France

**In progress**

## Aims & Scope

The planned series of experiments will complement the studies on the pollination potential of bumblebee drones.

The aim here is to assess the cognitive capacities of drones in comparison to that of workers. Learning is the basis for efficient worker foraging behaviour, which is highly adaptive for colony functioning. Drones live a solitary life outside the colony and do not forage for pollen. Nevertheless, they also need to visit flowers for nectar take-up to cover their energy balance. Also for drones it should be highly adaptive to memorize rewarding food sources to optimize their net energy gain per time unit (e.g. Pyke 1978, Heinrich 1979<sup>b</sup>, Waddington 2001), reduces their risks of predation (Dukas 2001, Abbott 2006), and minimize infection with pathogens and parasites (Dürren & Schmid-Hempel 1994). We, therefore, hypothesize that the learning performance of drones should be similar to that of workers. This hypothesis is in line with the well developed learning capacity found in honeybees (*Apis mellifera*) drones (Benatar *et al.* 1995) even though they are independent of flower visitation because they are fed by workers in the colony.

I will use appetitive learning assays to evaluate the cognitive abilities in bees. This will include tests of short- and long-term olfactory memories using olfactory learning in drones and workers with the proboscis extension reflex (PER) paradigm. PER is a standard assay in which the bees learn to extend their proboscis towards a conditioned odour stimulus (CS) even if the unconditioned stimulus (US, a drop of sucrose) is not presented (Kuwabara 1957, Bitterman *et al.* 1983, Laloi *et al.* 1999, Laloi & Pham-Delègue 2004). In order to evaluate the cognitive potential for flower constancy, we will assess conditioning, extinction and reversal learning of drones and workers. The rate of extinction is a measure of how well the original association had been learnt (i.e. more constant animals should have slower extinction rates). In reversal learning, an animal, which has learnt that one odorant is rewarded and another is not, has to learn the opposite after inversion of the contingencies by the experimenter. More constant animals are predicted to be slower in reversing the original learning.

## Detailed work plan

*Study animals* - We will use commercially bred *B. terrestris* colonies containing both workers and males for these experiments. In five replicate experiments with 20 drones and workers each, all individuals will be marked using numbered Opalith-tags in order to monitor their experimental treatments over time and to allow keeping all bees within their colony environment. Prior to the experiment, the individual bees will be separated, fed to satiation

with sucrose solution (30% w/w), and then starved for 15-18 hours in order to increase the responsiveness towards the unconditioned stimulus (Riveros & Gronenberg 2009).

#### *Floral odorants*

We will test the learning abilities for a set of five different floral odours (including lavender, citral, geraniol (Thorn & Smith 1997, Laloi *et al.* 2001), linalool (Laloi *et al.* 1999, 2001), peppermint (Faber *et al.* 1999) following well established protocols for bumblebee workers (Laloi *et al.* 1999). For comparison, neutral (non-floral) odorants will be used (e.g. hexanol, nonanol) to ensure that no spontaneous responses are emitted before conditioning towards the test odorants.

#### *General experimental set-up*

The basic experimental set-up consists of a harnessed bumblebee (Fig. 1), which is placed in front of an apparatus allowing standardized application of an air-odorant mixture towards the bees head. The unconditioned stimulus (US), which releases the proboscis reflex, consists of a drop of sucrose that will be manually presented to the bees' antenna while the odour (conditioned stimulus) is presented. Following the experimental setup of Riveros and Gronenberg (2009) individual bees will be trained with the following "training-sequence": 10s air-stream – 8s odoured air – 5 s air-stream. After 3s of the presentation of the odour the bee will additionally receive the unconditioned stimulus (sucrose solution on the antenna) releasing the PER. Successful PER reflex will be rewarded with a drop of sucrose solution. Retention and extinction of the learned odour-reward-connection will be tested presenting the conditioned stimulus (odour) alone and omitting any reward for the bee (Komischke *et al.* 2002, Riveros & Gronenberg 2009).

#### *Experiments*

The experiment will be conducted in three specific experimental set-ups, covering the most relevant parameters for evaluating learning performances in relation to pollination potential:

*Responsiveness:* In an initial responsiveness test we will touch the antenna with a sugar solution (unconditioned stimulus: US) to release the proboscis extension reflex (U-PER) and test if the animal is responsive at all. Animals not responding to the US will be discarded.

Similarly animals will be confronted with the odour (CS) alone in order to ensure the bees naivety towards the conditioned stimulus. Bees that spontaneously react to an odour will be discarded from the experiment (Riveros & Gronenberg 2009).

*Conditioning and learning:* In the subsequent conditioning trials, we will pair an odour as the conditioned stimulus (CS) with the US. Individuals extending their proboscis will be fed with 5µl sucrose solution as reward. Five conditioning trials will be conducted for each individual followed by five trials, where we present the odorant without reward in order to measure



extinction. The intertrial-intervals (ITI) will be 10min in all cases. Different odours will be tested using the same individuals.



Fig 1) Harnessed *B. terrestris* worker during the conditioning phase. Touching the antennae with sugar solution releases the unconditioned proboscis extension reflex (left) that can be associated to an olfactory stimulus. A positive reaction is rewarded with a sugar droplet (right) (photos: S. Wolf)

**Reversal learning:** Bumblebees forage in highly unpredictable environment with highly variable nectar/pollen availability (Heinrich 1976, Kevan & Baker 1983, Mačukanović-Jocić *et al.* 2004). This asks for an instantly accessible memory and high learning capacity similar to that of honeybees (Menzel 2001), which learn even reversal associations of stimuli and rewards (Chittka 1998, Komischke *et al.* 2002). Such swift learning bouts will reduce flower constancy because the bees will be able to quickly switch from one species to another more rewarding one. To evaluate such abilities in bumblebees, we will conduct an experiment on reversal olfactory learning again comparing workers and males. In the conditioning phase, two groups of naive bumblebee workers and drones ( $n$  (group and sex) = 30), respectively, will encounter either a sequence of four olfactory stimuli (CS+ and CS-) where one cue is reversely associated with a positive and negative stimulus ( $2 \times A+/B- \rightarrow B+/C-$  (reversions) or a non-reversed sequence of odours ( $2 \times A+/B- \rightarrow D+/C-$  (no reversion). In a final reversible test (C+/A-) the learning performances in both groups will be compared, revealing the capability of reacting to environmental changes such as variations in forage reward or availability. This experiment will be conducted precisely following the assay on honeybees given in Komischke *et al.* (2002) including

1. % responsiveness (PER) towards sucrose solution applied to the antenna
2. conditioning speed (trials needed to successfully associate a CS to a reward, learning curve)
3. Conditioning efficiency, measured in terms of the plateau reached after a fixed number of trials ( $n = 5$ )
4. short-term memory measured through the 2<sup>nd</sup> acquisition trial
5. Retention and extinction
6. Reversal performance

Chapter VIII - Synthesis



Pollination service by bumblebees is as important for ecosystem functioning as it is complex. It is characterized by a high plasticity of both flowering plants and pollinating species towards variations of numerous factors. Therefore, comprehensive assessment of pollination service, especially under natural conditions, is difficult due to many factors interplaying with efficient pollen transfer. This is illustrated by an impressive body of literature on bumblebee pollination. Though almost all aspects of this interaction have been addressed scientifically, these were exclusively assessed for bumblebee workers.

In contrast, bumblebee drones (except for drones of the cuckoo-bumblebee *Psithyrus vestalis* as pollinators of orchids, Gögler *et al.* 2009) to my knowledge never received attention in context of bee-mediated pollen-flow, which is surprising, since at least frequent flower visitation, longevity and the non-exploitation of pollen as protein resource, i.e. a reduced grooming behaviour and the lack of corbiculae, seem to qualify drones as efficient pollen vectors.

However, before embarking on any meaningful ecological research on *B. terrestris* or other bumblebee species, it was necessary to overcome a severe taxonomic problem. Species identification of the *Bombus sensu strictu* - complex in the field is extremely difficult if not impossible. Since this taxonomic problem includes two target species of my thesis, *B. terrestris* and *B. lucorum*, it was essential to resolve this issue. Although morphological keys are available, there are controversial claims about their reliability and I tested the reliability of morphological traits used for species identification of workers in the field with novel molecular tools (Murray *et al.* 2008). I could unambiguously show that the taxonomic keys are insufficient and that workers morphologically classified as *B. terrestris* definitely require confirmation of species status by using mtDNA digestion patterns (Chapter II).

Any evaluation of the pollination potential of bumblebee drones faces the same problems as studies on workers. A huge complexity of varying conditions, interacting environmental factors and behavioural plasticity will interfere with finding simple general rules as answers to any local pollination condition.

In order to assess the general relevance of drones for pollination I, therefore, focused in this thesis on three major drivers determining quality and quantity of pollination performance:

- 1) flower choice behaviour
- 2) flower constancy (i.e. subsequent visit of conspecific flowers due to learned preferences)
- 3) pollen dispersal distances

to evaluate the pollination potential of bumblebee drones compared to that of workers.

I compared the quantity and quality of pollen on the body (i.e. pollen available for pollination) of workers and drones from two common bumblebee species, *B. terrestris* and *B.*

*lapidarius*, all sampled in the same habitat at the same time (Chapter III). Drones of both species carried substantial amounts of pollen grains on their bodies (albeit less than conspecific workers), that compared well with the amounts of pollen reported for other pollinators. Moreover, the quality of the pollen loads (measured as pollen-type diversity) revealed that drones are as flower constant as workers are. Since flower constancy and, therefore, a highly selective sequential flower visitation is a major factor for efficient pollinators, this clearly indicates a high, yet so far unattended, pollination potential of male bumblebees. Even more surprising, drones of both species differed significantly from their workers in flower preference, which I could infer from pollen diversity analyses. Hence, male pollination not only quantitatively but also qualitatively complements the pollination by workers and the pollination service of a bumblebee colony is due to both workers and males (Chapter III). To also shed light into the mechanisms behind drone flower choice a study on their cognitive capacities towards floral traits is in progress and has potential to further improve our understanding of drones as pollen-vectors (Chapter VII).

In addition to the quantity and quality of pollen available for pollination also the spatial scale plays an important role in bee mediated pollen flow. Drones and workers differ substantially in their flight behaviour and flight range, which very likely affects pollination services. Worker flights are almost exclusively devoted to foraging for the colony and hence they are locally constrained in their foraging to be able to return to the colony (e.g. Cresswell *et al.* 2000, Cresswell & Osborne 2004). Drones, in contrast do not return to the colony and their flights primarily aim at successful mate search.

Using both classical mark and recapture and molecular methods, I determined flight ranges of drones in comparison to the foraging range of workers as a frame-setting measure of potential pollen dispersal. I firstly re-evaluated worker foraging distance to clarify the high inconsistencies and the still ongoing controversies on foraging distance estimates found in the literature (reviewed in Goulson & Osborne 2009). I estimated foraging distance along an exclusively forage providing linear transect (Chapter IV). The rather short foraging distances of *B. terrestris* workers were consistent with findings of other researchers that reported rather short foraging distances for this and other bumblebee species (e.g. Darvill *et al.* 2004, Knight *et al.* 2005<sup>a</sup>). More importantly, however, the experiment showed the strong relationship between resource quality and distribution and the foraging behaviour of bumblebee workers underlining the high plasticity of the behaviour towards these traits (Chapter IV).

The specific flight behaviour of drones (e.g. patrolling), colony-independence and self-provisioning on flowers (less frequent flower visits) render a direct measurement of the (mating) flight range by mark and recapture along a transect impossible. I used molecular

tools instead to assess flight ranges of bumblebee males (Chapters V and VI). Since drone producing colonies are typically large and have many workers, these must forage within their foraging range around the colony. Hence, colonies, which exclusively contribute drones to a local sample of bees, must be located farther away from the sampling location than the workers foraging range (provided the non-sampling error is small). Male flight range, therefore, can be indirectly estimated from the worker and drone contributing colony density and the overall number of only-drone contributing colonies in a sample of drones and workers. This approach requires the use of sufficiently variable and reliable genetic markers that allow for accurate assignment of workers and drones to their mother colonies.

Assignment of sampled individuals to putative mother colonies by using highly variable microsatellite DNA markers became routine over the past ten years. Using a large suite of microsatellite markers and population genetic analyses, I firstly showed that the flight range of *B. terrestris* males significantly exceeds the foraging distance of workers (Chapter V). A more detailed study on the temporal structure of the drone population confirmed the extended male flight ranges for *B. terrestris* and for *B. lapidarius* indicating also large but temporally weakly structured drone populations (Chapter VI). Based on these results, drones of *B. terrestris* and *B. lapidarius* can be assumed to be highly dispersive while on mate-search, though the actual spatial and temporal dimensions of individual male patrol routes remain to be studied.

### **Conclusion**

The presented body of work provides a first evaluation of the pollination potential of bumblebee drones under natural conditions. Inevitably this thesis draws a very general and rough picture of the characteristics and importance of drone-mediated pollen-flow. Nonetheless, my results demonstrate that bumblebee drones (*B. terrestris* and *B. lapidarius*) have an impressively high pollination potential and may complement the pollination service of workers quantitatively, qualitatively and at extended spatial scale. Hence, bumblebee male pollination biology opens a wide field of research, which may not only have relevance for natural pollination but also for pollination service in agricultural settings. Here, pollination in both the field and the greenhouse seem worthwhile to be ecologically and economically explored in more detail in the future.

Chapter IX – Zusammenfassung



Die Bestäubung durch Hummeln ist eine ebenso wichtige wie komplexe ökologische Interaktion. Sie zeichnet sich durch eine hohe Plastizität gegenüber Veränderungen in zahlreichen Faktoren, sowohl auf Seiten der blühenden Pflanze, als auch auf Seiten der Bestäuber aus. Die Vielzahl von Faktoren die einen effizienten Pollentransfer beeinflussen können, macht eine umfassende Bewertung der Bestäubungsleistung, vor allem unter natürlichen Bedingungen, schwierig. Dies wird auch durch die große Anzahl von wissenschaftlichen Arbeiten zu diesem Thema verdeutlicht. Obwohl dabei die meisten Aspekte dieser Interaktion wissenschaftlich bearbeitet wurden, fanden jedoch ausschließlich Hummelarbeiterinnen Beachtung.

Im Gegensatz dazu sind Drohnen (mit Ausnahme von Kuckuckshummel-Drohnen (*Psithyrus vestalis*) als Bestäuber von Orchideen, Gögler *et al.* 2009), nach meinem Kenntnisstand, nie im Bezug auf Bestäubung untersucht worden. Das ist überraschend, da häufige Blütenbesuche, ihre Langlebigkeit und die Irrelevanz von Pollen als Proteinquelle, und das damit verbundene verringerte Putzverhalten und das Fehlen von Pollenkörbchen, eine effiziente Pollenübertragung durch Hummeldrohnen wahrscheinlich erscheinen lassen.

Im Vorfeld von aussagekräftigen ökologischen Untersuchungen war es jedoch nötig, eine korrekte Artbestimmung sicherzustellen. Innerhalb des *B. sensu strictu* – Komplexes ist die Bestimmung der Art im Freiland extrem schwierig, wenn nicht unmöglich. Da dies auch hier untersuchte Arten betrifft, *B. terrestris* und *B. lucorum*, war es unerlässlich dieses Problem zu lösen. Obwohl morphologie-basierte Bestimmungsschlüssel verfügbar sind, ist die Verlässlichkeit dieser Methode kontrovers diskutiert. Daher habe ich die die Verlässlichkeit von morphologischen Merkmalen zur Artunterscheidung mit Hilfe von neuen molekularen Methoden (Murray *et al.* 2008) getestet. Ich konnte dabei eindeutig zeigen, dass Bestimmungsschlüssel eine nur unzureichend genaue Artbestimmung zulassen und Hummelarbeiterinnen von *B. terrestris* eine Nachbestimmung durch mtDNA – Restriktionsmuster erfordern (Kapitel II).

Jegliche Bewertung des Bestäubungspotenzials von Hummeldrohnen stößt auf die selben Probleme, die schon bei Arbeiterinnen deutlich wurden. Die hohe Komplexität aus variierenden Bedingungen, interagierenden Umweltfaktoren und der Verhaltensplastizität behindert das Aufstellen von einfachen und allgemein gültigen Regeln als Antworten auf jegliche lokale Bestäubungssituation. Um die generelle Relevanz von Hummeldrohnen für die Bestäubung und das Bestäubungspotenzial der Drohnen im Vergleich zu Hummelarbeitern zu bewerten, habe ich mich daher auf drei Haupteinflussgrößen konzentriert, welche die Quantität und Qualität der Bestäubungsleistung bestimmen:

- 1) die Auswahl von Blüten

- 2) die Blütenstetigkeit (d.h. der aufeinanderfolgende Besuch von artgleichen Blüten aufgrund von erlernten Präferenzen)
- 3) die Distanz der Pollenverbreitung.

Ich habe die Quantität und Qualität der Pollen auf Bienenkörper (d.h. Pollen die für Bestäubung potenziell verfügbar sind) von zeit- und ortsgleich gesammelten Arbeiterinnen und Drohnen sowohl von *B. terrestris* als auch von *B. lapidarius* verglichen (Kapitel III). Die Drohnen beider Arten trugen erhebliche Mengen Pollen (wenn auch weniger als artgleiche Arbeiterinnen), die mit bekannten Pollenmengen anderer Bestäuber vergleichbar waren. Darüber hinaus konnte über die Pollentypendiversität (d.h. Qualität), eine Blütenstetigkeit bei Drohnen festgestellt werden, die sich nicht signifikant von der der Arbeiterinnen unterschied. Da die Blütenstetigkeit, also der hochselektive aufeinander folgende Blütenbesuch, ein Hauptcharakteristikum von effiziente Bestäubern ist, zeigen diese Ergebnisse deutlich ein hohes, bislang jedoch unbeachtetes, Bestäubungspotenzial von Hummelmännchen. Noch überraschender war der signifikante Unterschied in der Blütenpräferenz zwischen Arbeiterinnen und Drohnen bei beiden Hummelarten, der aus der Diversitätsanalyse der Pollen abgeleitet werden konnte. Folglich kann die Bestäubungsleistung von Hummeldrohnen, die der Arbeiterinnen nicht nur quantitativ, sondern auch qualitativ ergänzen. Damit wird die Bestäubungsleistung einer Hummelkolonie von Arbeiterinnen und von Drohnen bestimmt (Kapitel III). Eine Untersuchung zu den kognitiven Fähigkeiten von Drohnen im Bezug auf Blütenmerkmale ist in Bearbeitung, um auch die Mechanismen hinter der Blütenwahl von Drohnen näher zu beleuchten. Dieses Experiment wird potentiell das Verständnis von Drohnen als Pollenvektoren verbessern (Kapitel VII).

Zusätzlich zur Qualität und Quantität der Pollen, die für Bestäubung verfügbar sind, spielt die Räumlichkeit bei der Pollenverbreitung durch Bienen eine wichtige Rolle. Drohnen und Arbeiterinnen unterscheiden sich wesentlich in ihrem Flugverhalten und in ihrer Flugweite.

Der Flug von Hummelarbeiterinnen dient fast ausschließlich der Versorgung der Kolonie, daher sind sie bei der Nahrungssuche lokal gebunden, um eine Rückkehr zum Nest zu gewährleisten (z.B. Cresswell *et al.* 2000; Cresswell & Osborne 2004). Hummeldrohnen fliegen, im Gegensatz dazu, nicht zu ihrer Kolonie zurück, sobald sie diese verlassen haben; ihr Flug ist primär durch die Suche nach Jungköniginnen zur Paarung motiviert.

Unter Verwendung von klassischem Fang-Wiederafang und molekularen Methoden, habe ich die Flugdistanz von Drohnen im Vergleich zur Foragierdistanz von Arbeiterinnen als rahmenbildendes Maß für die Pollenausbreitung, bestimmt. Zuerst habe ich die Foragierdistanz von Arbeiterinnen neu evaluiert, da Schätzungen in der Literatur stark variieren und kontrovers diskutiert sind (zusammengefasst in Goulson & Osborne 2009). Ich



habe mich dabei eines geradlinigen und blütengesäumten Transekts bedient, welches das ausschließliche Nahrungsangebot im Untersuchungsgebiet darstellte. Die dabei gefundenen kurzen Foragierdistanzen von *B. terrestris* Arbeiterinnen stehen im Einklang mit den Erkenntnissen anderer Wissenschaftler, die ebenfalls kurze Flugdistanzen für diese und andere Hummelarten gefunden haben (z.B. Darvill *et al.* 2004, Knight *et al.* 2005<sup>a</sup>). Darüber hinaus konnte mit diesem Experiment der starke Zusammenhang von Verteilung und Qualität der Ressourcen und dem Foragierverhalten von Hummelarbeiterinnen deutlich gezeigt werden, was die hohe Plastizität im Verhalten gegenüber diesen Umweltfaktoren unterstreicht.

Das spezifische Flugverhalten von Drohen (z.B. Patrollieren), die Unabhängigkeit von der Kolonie und die Selbstversorgung mit Energie an Blüten machen eine direkte Abschätzung der (Paarungs-) Flugdistanz mittels Fang-Wiederfang entlang eines Transekts unmöglich. Ich habe daher stattdessen molekulare Methoden genutzt, um die Flugdistanz von Hummelmännchen abzuschätzen. Da drohnenproduzierende Kolonien gewöhnlich groß sind, haben sie viele Arbeiterinnen, die im Umkreis der Kolonie foragieren. Man kann daher annehmen, dass Kolonien von denen ausschließlich Drohen gefunden werden, weiter vom Fangort der Drohen entfernt sind als die Foragierdistanz der Arbeiterinnen (vorausgesetzt der Schätzfehler durch kleine Stichprobengröße ist gering). Die Flugdistanz der Drohen kann demnach indirekt aus der Koloniedichte von Arbeiterinnen- und Drohen-beitragenden Kolonien und der Gesamtanzahl von Drohen-beitragenden Kolonien abgeschätzt werden. Dieser Ansatz setzt die Verwendung von verlässlichen molekularen Markern voraus, die durch ausreichende Variabilität eine genau Zuordnung von Drohen und Arbeiterinnen zu ihren Ursprungskolonien zulassen.

Die Zuordnung von gesammelten Individuen zu ihren mutmaßlichen Mutterkolonien durch hochvariable Mikrosatelliten-DNA hat sich in den vergangenen zehn Jahren zu einer Routinemethode entwickelt. Unter Verwendung einer Vielzahl von Mikrosatellitenmarkern und populationsgenetischen Analysen, konnte ich erstmals zeigen, dass die Flugdistanz von Erdhummeldrohen (*B. terrestris*) die Foragierdistanz von Arbeiterinnen signifikant übersteigt (Kapitel V). In einem detaillierteren Experiment über die zeitliche Dynamik von Drohenpopulationen bestätigten sich ausgedehnte Flugweiten von Drohen von *B. terrestris* und *B. lapidarius*. Weiterhin lassen meine Ergebnisse auf große und zeitlich nur schwach strukturierte Drohenpopulationen schließen. Folglich kann das Verbreitungsvermögen von Drohen von *B. terrestris* und *B. lapidarius* als hoch angesehen werden, obwohl eine wissenschaftliche Untersuchung der tatsächlichen räumlichen und zeitlichen Dimension der Patrollierwege von individuellen Drohen noch aussteht.

**Fazit**

Die vorliegende Arbeit liefert eine erste Bewertung des Bestäubungspotenzials von Hummeldrohnern unter natürlichen Bedingungen. Unvermeidlich muss das hier gezeichnete Bild von den Eigenschaften und der Bedeutung von Drohnen als Bestäuber sehr allgemein und grob bleiben. Ungeachtet dessen zeigen meine Ergebnisse ein eindrucksvoll hohes Bestäubungspotenzial von Hummeldrohnern (*B. terrestris* und *B. lapidarius*), welches die Bestäubungsleistung von Arbeiterinnen quantitativ, qualitativ und räumlich ergänzen kann. Daher eröffnet die Bestäubungsbiologie von Hummeldrohnern ein weites Forschungsfeld, welches nicht nur für die Bestäubung unter natürlichen Bedingungen, sondern auch ökonomisch, d.h. landwirtschaftlich, relevant sein kann. Hier erscheint eine zukünftige Vertiefung der Forschung an der Bestäubungsleistung von Drohnen im ökologischen und ökonomischen Kontext lohnenswert.

Chapter X – References



- Abbott K.R. (2006) Bumblebees avoid flowers containing evidence of past predation events. *Can J Zool* 84: 1240-1247.
- Aguilar R., Quesada M., Ashworth L., Herrerias-Diego Y. & Lobo J. (2008) Genetic consequences of habitat fragmentation in plant populations: susceptible signals in plant traits and methodological approaches. *Mol Ecol* 17: 5177–5188.
- Alaux C., Savarit F., Jaisson P. & Hefetz A. (2004) Does the queen win it all? Queen–worker conflict over male production in the bumblebee, *Bombus terrestris*. *Naturwissenschaften* 91: 400-403.
- Alcock J., Barrows E.M., Gordh G., Hubbard L.J., Kirkendall L., Pyle D.W., Ponder T.L. & Zalom F.G. (1978) The ecology and evolution of male reproductive behaviour in the bees and wasps. *Zool J Linn Soc* 64: 293-326.
- Alford D.V. (1969) A study of the hibernation of bumblebees (Hymenoptera: Bombidae) in Southern England. *J Anim Ecol* 38: 149-170.
- Alford D.V. (1975) *Bumblebees*. Davis-Poynter, London.
- Ayasse M., Paxton R.J. & Tengö J. (2001) Mating behaviour and chemical communication in the order Hymenoptera. *Annu Rev Entomol* 46: 31-78.
- Baer B. (2003) Bumblebees as model organisms to study male sexual selection in social insects. *Behav Ecol Sociobiol* 54: 521-533.
- Baer B. & Schmid-Hempel P. (1999) Experimental variation in polyandry affects parasite loads and fitness in a bumblebee. *Nature* 397: 151-154.
- Baer B., Maile R., Schmid-Hempel P., Morgan E.D. & Jones G.R. (2000) Chemistry of a mating plug in bumblebees. *J Chem Ecol* 26 (8): 1869-1875.
- Baer B., Morgan E.D. & Schmid-Hempel P. (2001) A nonspecific fatty acid within the bumblebee mating plug prevents females from remating. *Proc Natl Acad Sci USA* 98 (7): 3926-3928.
- Batra S.W.T. (1995) Bees and pollination in our changing environment. *Apidologie* 26: 361-370.
- Baude M., Dajoz I. & Danchin E. (2008) Inadvertent social information in foraging bumblebees: effects of flower distribution and implications for pollination. *Anim Behav* 76: 1863-1873.
- Beekman M. & van Stratum P. (1998) Bumblebee sex ratios: why do bumblebees produce so many males? *Proc R Soc Lond B* 265: 1535-1543.
- Beekman M. & van Stratum P. (2000) Does the diapause experience of bumblebee queens *Bombus terrestris* affect colony characteristics? *Ecol Entomol* 25: 1-6.
- Beekman M., Lingman R., Kleijne F.M. & Sabelis M.W. (1998) Optimal timing of the production of sexuals in bumblebee colonies. *Entomol Exp Appl* 88: 147–154.
- Bergman R. & Bergström G. (1996) Scent marking, scent origin, and species specificity in male pre-mating behaviour of two scandinavian bumblebees. *J Chem Ecol* 23 (5): 1235-1251.
- Bergström G., Kullenberg B., Ställberg-Stenhagen S. & Stenhagen E. (1967) Studies on natural odoriferous compounds, II. identification of a 2,3 - dihydrofarnesol as the main component of the marking perfume of male bumblebees of the species *Bombus terrestris* L.. *Arkiv för Kemi* 31: 453-469.

- Bergström G., Svensson B.G., Appelgren M. & Groth I. (1981) *Complexity of Bumblebee Marking Pheromones: Biochemical, Ecological and Systematical Interpretations*. In: Systemetics Association Special Volume No.19 "Biosystemetics of Social Insects"; Howse P.E. & Clemen J.L. (Eds), pp 175-183, Academic Press, London and New York.
- Bergström G., Bergman P., Appelgren M. & Schmidt J.O. (1996) Labial gland chemistry of three species of bumblebees (Hymenoptera: Apidae) from North America. *Bioorg Medic Chem* 4 (3): 515-519.
- Benatar S.T., Cobey S. & Smith B.H. (1995) Selection on a haploid genotype for discrimination learning performance: Correlation between drone honeybees (*Apis mellifera*) and their worker progeny (Hymenoptera: Apidae). *J Insect Behav* 8 (5): 637-652.
- Bertsch A (1984) Foraging in male bumblebees (*Bombus lucorum* L.): maximizing energy or minimizing water load? *Oecologia* 62: 325-336.
- Bertsch A. (1997) Abgrenzung der Hummel-Arten *Bombus cryptarum* und *B. lucorum* mittels männlicher Labialdrüsen-Sekrete und morphologischer Merkmale (Hymenoptera, Apidae). *Entomol Gener* 22(2): 129-145.
- Bertsch A., Schweer H., Titze A. & Tanaka H. (2005) Male labial gland secretions and mitochondrial DNA markers support species status of *Bombus cryptarum* and *B. magnus* (Hymenoptera: Apidae). *Insectes Soc* 52: 45-54.
- Bertsch A., Schweer H. & Titze A. (2008) Chemistry of the cephalic labial gland secretions of male *Bombus morrisoni* and *B. rufocinctus*, two North American bumblebee males with perching behaviour. *J Chem Ecol* 34: 1268-1274.
- Bingham R.A. & Orthner A.R. (1998) Efficient pollination of alpine plants. *Nature* 391: 238-239.
- Bitterman M.E., Menzel R., Fietz A. & Schäfer S. (1983) Classical conditioning of proboscis extension in honeybees (*Apis mellifera*). *J Comp Psych* 97: 107-119.
- Bowers M.A. (1985) Bumblebee colonization, extinction, and reproduction in subalpine meadows in Northeastern Utah. *Ecology* 66: 914-927.
- Bourke A.F.G. (1988) Worker reproduction in the higher eusocial Hymenoptera. *Q Rev Biol* 63 (3): 291-311.
- Bourke A.F.G. (1997) Sex ratios in bumblebees. *Phil Trans R Soc Lond B* 352: 1921-1933.
- Bourke A.F.G. & Ratnieks F.L.W. (2001) Kin-selected conflict in the bumblebee *Bombus terrestris* (Hymenoptera: Apidae). *Proc R Soc Lond B* 268: 347-355.
- Brown M.J.F., Baer B., Schmid-Hempel R. & Schmid-Hempel P. (2002) Dynamics of multiple-mating in the bumble bee *Bombus hypnorum*. *Insectes Soc* 49: 315–319.
- Brown M.J.F. & Schmid-Hempel P. (2003) The evolution of female multiple mating in social Hymenoptera. *Evolution* 57 (9): 2067-2081.
- Brown M.J.F., Schmid-Hempel R. & Schmid-Hempel P. (2003) Queen-controlled sex-ratios and worker reproduction in the bumblebee *Bombus hypnorum*, as revealed by microsatellites. *Mol Ecol* 12: 1599-1605.
- Brown M.J.F. & Baer B. (2005) The evolutionary significance of long copulation duration in bumblebees. *Apidologie* 36: 157–167.

- Brown M.J.F. & Paxton R.J. (2009) The conservation of bees: a global perspective. *Apidologie* DOI: 10.1051/apido/2009019.
- Bulmer M.G. (1983) The significance of protandry in social Hymenoptera. *Am Nat* 121: 540-551.
- Cameron S.A. (1981) Chemical signals in bumblebee foraging. *Behav Ecol Sociobiol* 9:257-260.
- Cameron S.A. & Williams P.H. (2003) Phylogeny of bumblebees in the new world subgenus *Feridobombus* (Hymenoptera: Apidae): congruence of molecular and morphological data. *Mol Phylogenet Evol* 28: 552-563.
- Cameron S.A., Hines H.M. & Williams P.H. (2007) A comprehensive phylogeny of the bumblebees (*Bombus*). *Biol J Linn Soc* 91: 161-188.
- Campbell D.R. (1991) Comparing pollen dispersal and gene flow in a natural population. *Evolution* 45 (8): 1965-1968.
- Carré S., Badenhauer I., Taséi J.N., Le Guen J. & Mesquida J. (1994) Pollen deposition by *Bombus terrestris* L. between male-fertile and male-sterile plants in *Vicia faba* L. *Apidologie* 25: 338-349.
- Carreck N.L. & Williams I.H. (1997) Observations on two commercial flower mixtures as food sources for beneficial insects in the UK. *J Agric Sci* 128: 397-403.
- Catar R.V. (1991) A test of risk-sensitive foraging in wild bumblebees. *Ecology* 72: 888-895.
- Catar R.V. & Dill L.M. (1990) Colony energy requirements affect the foraging currency of bumblebees. *Behav Ecol Sociobiol* 27: 377-383.
- Chapman R.E. & Bourke A.F.G. (2001) The influence of sociality on the conservation of social insects. *Ecol Lett* 4: 650-662.
- Chapman R.E., Wang J. & Bourke A.F.G. (2003) Genetic analysis of spatial foraging patterns and resource sharing in bumblebee pollinators. *Mol Ecol* 12: 2801-2808.
- Chittka L. (1998) Sensimotor learning in bumblebees: long-term retention and reversal training. *J Exp Biol* 201: 515-524.
- Chittka L., Gumpert A. & Kunze J. (1997) Foraging dynamics of bumblebees: correlates of movements within and between plant species. *Behav Ecol* 8 (3): 239-249.
- Chittka L., Spaethe J., Schmidt A. & Hickelsberger A. (2001) Adaptation, constraint and chance in the evolution of flower color and pollinator color vision. in: Chittka L. & Thomson J.D. (Eds.), *Cognitive Ecology of Pollination - Animal Behavior and Floral Evolution*, Cambridge University Press, Cambridge, pp. 106-126.
- Clavell C., Rothery P., Pywell R.F. & Heart M.S. (2008) Effects of resource availability and social parasite invasion on field colonies of *Bombus terrestris*. *Ecol Entomol* 33 (3): 321-327.
- Cook J.M. & Crozier R.H. (1995) Sex determination and population biology in the Hymenoptera. *Trends Ecol Evol* 10 (7): 281-286.
- Corbet S.A., Saville N.M., Fussell M., Prÿs-Jones O.E. & Unwin D.M. (1995) The competition box: a graphical aid to forecasting pollinator performance. *J Appl Ecol* 32: 707-719.
- Cornuet J.M. & Aries F. (1980) Number of sex alleles in a sample of honeybee colonies. *Apidologie* 11: 87-93.

- Couvet D. (2002) Deleterious effects of restricted gene flow in fragmented populations. *Conserv Biol* 16 (2): 369-376.
- Crepet W.L. (1984) Advances (constant) insect pollination mechanisms: pattern of evolution and implications vis-à-vis angiosperm diversity. *Ann Mo Bot Gard* 71 (2): 607-630.
- Cresswell J.E., Bassom A.P., Bell S.A., Collins S.J. & Kelly T.B. (1995) Predicted pollen dispersal by honeybees and three species of bumblebees foraging on oil-seed rape: a comparison of three models. *Func Ecol* 9 (6): 829-841.
- Cresswell J.E., Osborne J.L. & Goulson D. (2000) An economic model of the limits to foraging range in central place foragers with numerical solutions for bumblebees. *Ecol Entomol* 25: 249-255.
- Cresswell J.E., Osborne J.L. & Bell S.A. (2002) A model of pollen-mediated gene flow between plant populations with numerical solutions for bumblebee pollinating oil seed rape. *Oikos* 98: 375-384.
- Cresswell J.E. & Osborne, J.L. (2004) The effect of patch size and separation on bumblebee foraging in oilseed rape: implications for gene flow. *J Appl Ecol* 41: 539-546.
- Crozier R.H. (1971) Heterozygosity and sex determination in haplo-diploidy. *Am Nat* 105: 399-412.
- Crozier R.H. & Page R.E. (1985) On being the right size: male contributions and multiple mating in social Hymenoptera. *Behav Ecol Sociobiol* 18: 105-115.
- Crozier R.H. & Fjerdingstad E.J. (2001) Polyandry in social Hymenoptera –disunity in diversity? *Ann Zool Fenn* 38: 267-285.
- Darvill B., Knight M.E. & Goulson D. (2004) Use of genetic markers to quantify bumblebee foraging range and nest density. *Oikos* 107: 471-478.
- Darvill B., Ellis J.S., Lye G.C. & Goulson D. (2006) Population structure and inbreeding in a rare and declining bumblebee, *Bombus muscorum* (Hymenoptera: Apidae). *Mol Ecol* 15: 601-611.
- Darvill B., Lye G.C. & Goulson D. (2007) Aggregations of male *Bombus muscorum* (Hymenoptera: Apidae) at mature nests. Incestuous brothers or amorous suitors? *Apidologie* 38(6): 518-524.
- Darwin C. (1886). *Über die Wege der Hummelmännchen* In: Krause, E. (ed.), *Gesammelte Schriften von Charles Darwin*, Vol. 2, Leipzig, pp. 84–88.
- Daşgan H.Y., Özdoğan A.O., Kaftançolu O. & Abak K. (2004) Effectiveness of bumblebee pollination in anti-frost heated tomato greenhouses in the Mediterranean Basin. *Turk J Agric For* 28: 73-82.
- Dornhaus A. & Chittka L. (1999) Evolutionary origins of bee dances. *Nature* 40: 38.
- Dornhaus A. & Chittka L. (2001) Food alert in Bumblebees (*Bombus terrestris*): Possible mechanisms and evolutionary implications. *Behav Ecol Sociobiol* 50: 570-576.
- Dornhaus A. & Chittka L. (2004) Information flow and regulation of foraging activity in bumblebees (*Bombus* spp.). *Apidologie* 35: 183–192.
- Dramstad W.E. & Fry G. (1995) Foraging activity of bumblebees (*Bombus*) in relation to flower resources on arable land, *Agric Ecosyst Environ* 53: 123-135.
- Dramstad W.E. (1996) Do bumblebees (Hymenoptera, Apidae) really forage close to their nests? *J Insect Behav* 9: 163-182.

- Dramstad W.E., Fry G.L.A. & Schaffer M.J. (2003) Bumblebee foraging – in closer really better? *Agric Ecosyst Environ* 95: 349-357.
- Dukas R. (2001) Effects of predation risk on pollinators and plants, in: Chittka L., Thomson J.D. (Eds.), *Cognitive Ecology of Pollination - Animal Behavior and Floral Evolution*, Cambridge University Press, Cambridge, pp. 214-236.
- Duchateau M.J. & Mariën J. (1995) Sexual biology of haploid and diploid males in the bumblebee *Bombus terrestris*. *Insectes Soc* 42: 255-266.
- Duchateau M.J. & Velthuis H.H.V. (1988) Development and Reproductive strategies in *Bombus terrestris* colonies. *Behaviour* 107: 186-207.
- Duchateau M.J. & Velthuis H.H.V. (1989) Ovarian development and egg laying in workers of *Bombus terrestris*. *Entomol Exp Appl* 51: 199-213.
- Duchateau M.J., Hoshiya H. & Velthuis H.H.V. (1994) Diploid males in the bumblebee *Bombus terrestris*. *Entomol Exp Appl* 71: 263-269.
- Duchateau M.J., Velthuis H.H.W. & Boomsma J.J. (2004) Sex ratio variation in the bumblebee *Bombus terrestris*. *Behav Ecol* 15: 71-82.
- Dürren S. & Schmid-Hempel P (1994) Shared use of flowers lead to horizontal pathogen transmission. *Proc R Soc Lond B* 258: 299-302.
- Duvoisin N., Baer B. & Schmid-Hempel P. (1999) Sperm transfer and male competition in a bumblebee. *Anim Behav* 58: 743–749.
- Dyer A.G. & Chittka L. (2004) Bumblebee search time without ultraviolet light. *J Exp Biol* 207: 1683-1688.
- Dyer A.G., Neumeyer C. & Chittka L. (2005) Honeybee (*Apis mellifera*) vision can discriminate between and recognize images of human faces. *J Exp Biol* 208: 4709-4714.
- Dyer A.G. (2006) Bumblebees directly perceive variations in the spectral quality of illumination. *J Comp Physiol A* 192: 333-338.
- Eickwort G.C. & Ginsberg H.S. (1980) Foraging and mating behaviour in Apoidea. *Ann Rev Entom* 25: 421-446.
- Ellis J.S., Knight M.E. & Goulson D. (2005) Delineating species for conservation using mitochondrial sequence data: the taxonomic status of two problematic *Bombus* species (Hymenoptera: Apidae). *J Insect Conserv* 9: 75–83.
- Ellis J.S., Knight M.E., Darvill B. & Goulson D. (2006) Extremely low effective population sizes, genetic structuring and reduced genetic diversity in a threatened bumblebee species, *Bombus sylvarum* (Hymenoptera: Apidae). *Mol Ecol* 15: 4375-4386.
- Estoup A., Solignac M., Harry M. & Cornuet J.-M. (1993) Characterization of (GT)<sub>n</sub> and (CT)<sub>n</sub> microsatellites in two insect species *Apis mellifera* and *Bombus terrestris*. *Nuc Acid Res* 21: 1427-1431.
- Estoup A., Scholl A., Pouvreau A. & Solignac M. (1995) Monoandry and polyandry in bumblebees (Hymenoptera; Bombinae) as evidenced by highly variable microsatellites. *Mol Ecol* 4: 89-93.
- Estoup A., Solignac M., Cornuet J.-M., Goudet J. & Scholl A. (1996) Genetic differentiation of continental and island populations of *Bombus terrestris* (Hymenoptera: Apidae) in Europe. *Mol Ecol* 5: 19-31.



- Faber T., Joerges J. & Menzel R. (1999) Associative learning modifies neural representations of odours in the insect brain. *Nat Neurosci* 2: 74-78.
- Falush D., Stephens M. & Prichard J.K. (2003) Interference of population structure using multilocus genotype data: linked loci and correlated allele frequencies. *Genetics* 164: 1567-1587.
- Fauria K., Dale K., Colborn M. & Collett T.S. (2002) Learning speed and contextual isolation in bumblebees. *J Exp Biol* 205: 1009–1018.
- Fenster C.B., Armbruster W.S., Wilson P., Dudash M. & Thomson J.D. (2004) Pollination syndromes and floral specialization. *Annu Rev Ecol Evol Syst* 35: 375-403.
- Fitzpatrick U., Murray T.E., Paxton R.J., Breen J., Cotton D., Santorum V. & Brown M.J.F. (2007) Rarity and decline in bumblebees – a test of causes and correlates in the Irish fauna. *Biol Conserv* 136: 185-194.
- Fjerdingstad E.J. & Crozier R.H. (2006) The evolution of worker caste diversity in social insects. *Am Nat* 167 (3): 390-400.
- Fletcher D.J.C. & Ross K.G. (1985) Regulation of reproduction in eusocial Hymenoptera. *Ann Rev Entomol* 30: 319-343.
- Foster R.L. (1992) Nestmate recognition as an inbreeding avoidance mechanism in bumblebees (Hymenoptera: Apidae). *J Kans Entomol Soc* 65: 238-243.
- Frank A. (1941) Eigenartige Flugbahnen bei Hummelmännchen. *Z Vergl Physiol A* 28 (4): 467-485.
- Free J.B. (1982) *Bees and Mankind*. George Allen and Unwin, London.
- Free J.B. & Williams IH (1972) The transport of pollen on the body hairs of honeybees (*Apis mellifera* L.) and bumblebees (*Bombus spp.* L.). *J Appl Ecol* 9 (2): 609-615.
- Fussell M. & Corbet S.A. (1992) Flower usage by bumblebees: A basis for forage plant management. *J Appl Ecol* 29: 451-465.
- Gadau J., Gerloff C.U., Krüger N., Chan H., Schmid-Hempel P., Wille A. & Page jr. R.A. (2001) A linkage analysis of sex determination in *Bombus terrestris* (Hymenoptera: Apidae). *Heredity* 87: 234-242.
- Galen C. (1996) Rates of floral evolution: Adaptation to bumblebee pollination in an alpine wildflower, *Polemonium viscosum*. *Evolution* 50 (1): 120-125.
- Galen C. & Stanton M.L. (1989) Bumblebee pollination and floral morphology: Factors influencing pollen dispersal in the Alpine sky pilot, *Polemonium viscosum* (Polemoniaceae). *Am J Bot* 76: 419-426.
- Gegear R.J. & Lavery T.M. (2001) The effect of variation among floral traits on the flower constancy of pollinators, in: Chittka L. & Thomson J.D. (Eds.), *Cognitive Ecology of Pollination - Animal Behavior and Floral Evolution*, Cambridge University Press, Cambridge, pp. 1-20.
- Gegear R.J. & Lavery T.M. (2005) Flower constancy in bumblebees: a test of the trait variability hypothesis. *Anim Behav* 69: 939-949.
- Gerloff C.U. & Schmid-Hempel P. (2005) Inbreeding depression and family variation in a social insect, *Bombus terrestris* (Hymenoptera, Apidae). *Oikos* 111: 67-80.
- Gerloff C.U., Ottmer B.K. & Schmid-Hempel P. (2003) Effects of inbreeding on the immune response and body size in a social insect, *Bombus terrestris*. *Func Ecol* 17: 582-589.

- Ghazoul J. (2005) Pollen and seed dispersal among dispersed plants. *Biol Rev* 80: 413–443.
- Gögler J., Stökl J., Sramkova A., Twele R., Francke W., Cozzolino S., Cortis P., Scrugli A. & Ayasse M. (2009) Ménage à trois – two endemic species of deceptive orchids and one pollinator species. *Evolution* DOI: 10.1111/j.1558-5646.2009.00712.x
- Goudet J. (1995) FSTAT (Version 1.2): A computer program to calculate F-statistics. *J Heredity* 86 (6): 485-486.
- Goulson D. (2000) Are insects flower constant because they use search images to find flowers? *Oikos* 88: 547-552.
- Goulson D. (2003<sup>a</sup>) *Bumblebees – Behaviour and Ecology*, Oxford University Press, Oxford.
- Goulson D. (2003<sup>b</sup>) The effects of introduced bees on native ecosystems. *Annu Rev Ecol Evol Syst* 34: 1-26.
- Goulson D. (2009) The use of scent marks by foraging bumblebees. In: Jarau S. & Hrncir M. (eds): *Food exploitation by social insects: ecological, behavioural and theoretical approaches*. CRC Press, Taylor & Francis Group, LLC, pp. 251-260.
- Goulson D. & Stout J.C. (2001) Homing ability of the bumblebee *Bombus terrestris* (Hymenoptera, Apidae). *Apidologie* 32: 105-111.
- Goulson D. & Osborne J.L. (2009) Foraging range and the spatial distribution of worker bumblebees. In: Jarau S. & Hrncir M. (eds): *Food exploitation by social insects: ecological, behavioural and theoretical approaches*. CRC Press, Taylor & Francis Group, LLC, pp. 97-111.
- Goulson D., Hawson S.A. & Stout J.C. (1997) Foraging bumblebees avoid flowers already visited by conspecifics or by other bumblebee species. *Anim Behav* 55: 199-206.
- Goulson D., Hughes W.O.H., Derwent L.C. & Stout J.C. (2002) Colony growth of the bumblebee, *Bombus terrestris*, in improved and conventional agricultural and suburban habitats. *Oecologia* 130: 267-273.
- Goulson D., Hanley M.E., Darvill B., Ellis J.S. & Knight M.E. (2005) Causes of rarity in bumblebees. *Biol Conserv* 122: 1-8.
- Goulson D., Lye G.C. & Darvill B. (2008<sup>a</sup>) Decline and conservation of bumblebees. *Ann Rev Entomol* 53: 191-208.
- Goulson D., Lye G.C. & Darvill B. (2008<sup>b</sup>) Diet breadth, coexistence and rarity in bumblebees. *Biodivers Conserv* DOI: 10.1007/s10531-008-9428-y.
- Graur D. (1985) Gene diversity in Hymenoptera. *Evolution* 39 (1): 190-199.
- Grixti J.C., Wong L.T., Cameron S.A. & Favret C. (2009) Decline of bumblebees (*Bombus*) in the North American Midwest. *Biol Conserv* 142: 75-84.
- Gumpert A. (2000) Color choices by bumble bees (*Bombus terrestris*): innate preferences and generalization after learning. *Behav Ecol Sociobiol* 48: 36-43.
- Haas A. (1949) Arttypische Flugbahnen von Hummelmännchen. *Z Vergl Physiol* 31: 381-387.
- Hamilton W.D. (1964) The genetical evolution of social behaviour I & II. *J Theoret Biol* 7: 1-52.
- Hanley M.E., Franco M., Pichon S., Darvill B. & Goulson D. (2008) Breeding system, pollinator choice and variation in pollen quality in British herbaceous plants. *Func Ecol* 22: 592-598.

- Harder L.D. (1990) Behavioural response by bumblebees to variation in pollen availability. *Oecologia* 85: 41-47.
- Harder L.D., Williams N.M., Jordan C.Y. & Nelson W.A. (2001) The effects of floral design and display on pollinator economics and pollen dispersal, in: Chittka L. & Thomson J.D. (Eds.), *Cognitive Ecology of Pollination - Animal Behavior and Floral Evolution*, Cambridge University Press, Cambridge, pp. 297-317.
- Hartl D.L. & Clarke A.G. (1997) *Principles of population genetics*, 3<sup>rd</sup> edition, Sinauer Associates, Inc.
- Heimpel G.E. & de Boer J.G. (2008) Sex determination in the Hymenoptera. *Annu Rev Entomol* 53: 209-230.
- Heinrich B. (1975) Energetics of pollination. *Ann Rev Ecol Syst* 6: 139-170.
- Heinrich B. (1976) The foraging specializations of individual bumblebees. *Ecol Monogr* 46: 105-128.
- Heinrich B. (1979<sup>a</sup>) "Majoring" and "minoring" by foraging bumblebees, *Bombus vagans*: an experimental analysis. *Ecology* 60 (2): 245-255
- Heinrich B. (1979<sup>b</sup>) *Bumblebee Economics*. Harvard Univ. Press, Cambridge, MA.
- Herrmann F., Westphal C., Moritz R.F.A. & Steffan-Dewenter I. (2007) Genetic diversity and mass resources promote colony size and forager densities of a social bee (*Bombus pascuorum*) in agricultural landscapes. *Mol Ecol* 16: 1167-1178.
- Hovorka O., Urbanová K & Valterová I. (1998) Premating behavior of *Bombus confusus* males and analysis of their labial gland secretion. *J Chem Ecol* 24 (1): 183-193.
- Imhoof B. & Schmid-Hempel P. (1999) Colony success of the bumble bee, *Bombus terrestris*, in relation to infections by two protozoan parasites, *Crithidia bombi* and *Nosema bombi*. *Insectes Soc* 46: 233-238.
- Inouye D.W. (1980) The effect of proboscis and corolla tube length on patterns and rates of flower visitation by bumblebees. *Oecologia* 45: 197-201.
- Kalinowski S.T. (2005) HP-RARE 1.0: a computer program for performing rarefaction on measures of allelic richness. *Mol Ecol Notes* 5: 187-189.
- Kearns C.A., Inouye D.W. & Waser N.M. (1998) Endangered mutualisms: the conservation of plant-pollinator interactions. *Annu Rev Ecol Syst* 29: 83-112.
- Kearns C.A. & Thomson J.D. (2001) *The natural history of bumblebees: A sourcebook for investigations*. University Press of Colorado.
- Keller L. & Reeve H.K. (1994) Genetic variability, queen number and polyandry in social Hymenoptera. *Evolution* 48(3): 694-704.
- Kevan P.G. (1999) Pollinators as bioindicators of the state of the environment: species, activity and diversity. *Agric, Ecosyst Environ* 74: 373-393.
- Kevan P.G. & Baker H.G. (1983) Insects as flower visitors and pollinators. *Ann Rev Entomol* 28: 407-453.
- Kevan P.G. & Phillips T.P. (2001) The economic impacts of pollinator declines: An approach to assessing the consequences. *Conserv Ecol* 5: 8-19.
- Kevan P.G., Tikhmenev E.A. & Usui M. (1993) Insects and plants in the pollination ecology of the boreal zone. *Ecol Res* 8: 247-267.

- Kindl J., Hovorka O., Urbanová K & Valterová I. (1999) Scent marking in male pre-mating behaviour in *Bombus confusus*. *J Chem Ecol* 25 (7): 1489-1500.
- Kirk W. (1994) A colour guide to pollen loads of the honey bee. International Bee Research Association, pp. 54.
- Klein A.-M., Vaissière B.E., Cane J.H., Steffan-Dewenter I., Cunningham S.A., Kremen C. & Tscharntke T (2007) Importance of pollinators in changing landscapes for world crops. *Proc R Soc Lond B* 274: 303-313.
- Knight M.E., Martin A.P., Bishop S., Osborne J.L., Hale R.L., Sanderson R.A. & Goulson D. (2005<sup>a</sup>) An interspecific comparison of foraging range and nest density of four bumblebee (*Bombus*) species. *Mol Ecol* 14: 1811-1820.
- Knight M.E., Osborne J.L., Sanderson R.A., Hale R.L., Martin A.P. & Goulson D. (2009) Bumblebee nest density and the scale of available forage in arable landscapes. *Insect Conserv Div* 2: 116-124.
- Knight T.M., Steets J.A., Vamosi J.C., Mazer S.J., Burd M., Campbell D.R., Dudash M.R., Johnston M.O., Mitchell R.J. & Ashman T.-L. (2005<sup>b</sup>) Pollen limitation of plant reproduction: pattern and process. *Annu Rev Ecol Evol Syst* 36: 467-497.
- Koeniger G. & Baer B. (2004) The neglected gender: Biology of the male social bee. In: Bernardinelli I, Milani N, Edizioni AGF (eds) *Proceedings of the first European Conference of Apidology EurBee*. Udine, pp 21-34.
- Komischke B., Giurfa M., Lachnit H. & Malun D. (2002) Successive olfactory reversal learning in honeybees. *Learning & Memory* 9: 122-129.
- Kraus F.B., Koeniger N., Tingek S. & Moritz R.F.A. (2005<sup>a</sup>) Temporal genetic structure of a drone congregation area of the giant Asian honeybee (*Apis dorsata*). *Naturwissenschaften* 92: 578-581.
- Kraus F.B., Koeniger N., Tingek S. & Moritz R.F.A. (2005<sup>b</sup>) Using drones for estimating colony number by microsatellite DNA analyses of haploid males in *Apis*. *Apidologie* 36: 223-229.
- Kraus F.B., Wolf S. & Moritz R.F.A. (2009) Male flight distance and population substructure in the bumblebee *Bombus terrestris*. *J Anim Ecol* 78: 247-252.
- Kullenberg B., Bergström G. & Stållberg-Stenhagen S. (1970) Volatile components of the cephalic marking secretion of male bumblebees. *Acta Chem Scand* 24 (4): 1481-1483.
- Kuwabara M. (1957) Bildung des bedingten Reflexes von Povlovs Typus bei der Honigbiene, *Apis mellifica*. *J Fac Sci Hokk Univ VI, Zool* 13: 458-464.
- Kwak M.M. & Jennersten O. (1991) Bumblebee visitation and seedset in *Melampyrum pratense* and *Viscaria vulgaris*: heterospecific pollen and pollen limitation. *Oecologia* 86: 99-104.
- Kwak M.M., Velterop O. & Andel J. (1998) Pollen and gene flow in fragmented habitats. *Appl Veg Sci* 1: 37-54.
- Kwon Y.J. & Saeed S. (2003) Effect of temperature on the foraging activity of *Bombus terrestris* L. (Hymenoptera, Apidae) on greenhouse hot pepper (*Capsicum annuum* L.). *Appl Entomol Zool* 38: 275-280.
- Laloi D. & Pham-Delègue M.H. (2004) Bumblebees show asymmetrical discrimination between two odours in a classical conditioning procedure. *J Insect Behav* 17(3): 385-396.

- Laloi D., Sandoz J.C., Picard-Nizou A.L., Marchesi A., Pouvreau A., Taséi J.N., Poppy G. & Pham-Delègue MH (1999) Olfactory conditioning of the proboscis extension in bumblebees. *Entom Exp Appl* 90: 123-129.
- Laloi D., Gallois M., Roger B. & Pham-Delègue M.H. (2001) Changes with age in olfactory conditioning performance of worker honey bees (*Apis mellifera*). *Apidologie* 32: 231-242.
- Leadbeater E.A. & Chittka L. (2005) A new mode of information transfer in foraging bumblebees? *Curr Biol* 15: 447-448.
- Lima S.L. (1985) Maximizing feeding efficiency and minimizing time exposed to predators, a trade-off in the black-capped Chickadee. *Oecologia* 66: 60-67.
- Lunau K. & Maier E.J. (1995) Innate colour preferences of flower visitors. *J Comp Physiol A* 177: 1-19.
- Mackensen O. (1951) Viability and sex determination in the honey bee (*Apis mellifera* L.). *Genetics* 36: 500-509.
- Macior L.W. (1967) Pollen-foraging behavior of *Bombus* in relation to pollination of nototribic flowers. *Am J Bot* 54 (3): 359-364.
- Mačukanović-Jocić M, Duletić-Laušević S & Jocić G (2004) Nectar production in three melliferous species of Lamiaceae in natural and experimental conditions. *Acta Veget* 54: 475-487.
- Mauss V. (1994) *Bestimmungsschlüssel für Hummeln*. Deutscher Jugendbund für Naturbeobachtungen (DJN), Hamburg.
- Meek B., Loxton D., Sparks T., Pywell R., Pickett H. & Nowakowski M. (2002) The effect of arable field margin composition on invertebrate biodiversity. *Biol Conserv* 106: 259–271.
- Menzel R. (2001) Behavioural and neural mechanisms of learning and memory as determinants of flower constancy. In: Chittka L. & Thomson J.D. (eds) *Cognitive Ecology of Pollination -Animal Behavior and Floral Evolution*, Cambridge University Press, Cambridge, pp 21–40.
- Michener C.D. (2000) *Bees of the world*, John Hopkins University Press, Maryland, USA.
- Midgley J.J. & Bond W.J. (1991) Ecological aspects of the rise of angiosperms: a challenge to the reproductive superiority hypotheses. *Biol J Linn Soc* 44: 81-92.
- Mikkola K. (1984) Spring migrations of wasp and bumblebee queens across the gulf of Finland (Hymenoptera: Vespidae and Apidae). *Notulae Entomol* 64: 125-128.
- Moeller D.A. (2005) Pollinator community structure and sources of spatial variation in plant-pollinator interactions in *Clarkia xantiana* spp. *xantiana*. *Oecologia* 142: 28-37.
- Morandin L.A., Lavery T.M. & Kevan P.G. (2001<sup>a</sup>) Effect of bumblebee (Hymenoptera, Apidae) pollination intensity on the quality of greenhouse tomatoes. *J Econ Entomol* 94: 172-179.
- Morandin L.A., Lavery T.M. & Kevan P.G. (2001<sup>b</sup>) Bumblebee (Hymenoptera, Apidae) activity and pollination levels in commercial tomato greenhouses. *J Econ Entomol* 94: 462-467.
- Moritz R.F.A. (1985) The effects of multiple mating on the worker-queen conflict in *Apis mellifera* L. *Behav Ecol Sociobiol* 16: 375-377.

- Müller C.B. & Schmid-Hempel P. (1992<sup>a</sup>) Variation in life history pattern in relation to worker mortality in the bumblebee, *Bombus lucorum*. *Func Ecol* 6: 48-56.
- Müller C.B. & Schmid-Hempel P. (1992<sup>b</sup>) Correlates of the reproductive success among field colonies of *Bombus lucorum*, the importance of growth and parasites. *Ecol Entomol* 17: 343-353.
- Murray T.E., Fitzpatrick U., Brown M.J.F., Paxton R.J. (2008) Cryptic species diversity in a widespread bumble bee complex revealed using mitochondrial DNA RFLPs. *Conserv Gen* 9: 653-666.
- Murray T.E., Kuhlmann M. & Potts S.G. (2009) Conservation ecology of bees: populations, species and communities. *Apidologie* 40: 211-236.
- Neal P.R., Dafni A. & Giurfa M. (1998) Floral symmetry and its role in plant-pollinator-systems: Terminology, Distribution, and Hypotheses. *Ann Rev Ecol Syst* 29: 345-373.
- Nei M. (1972) Genetic distance between populations. *Am Nat* 106: 283-292.
- Newman H.W. (1851) Habitats of the Bombinatrices. *Proc Entomol Soc Lond* 1851: 86-92
- Osborne J.L. (2006) Bee movement and pollen flow across the landscape. In: *Proc 2<sup>nd</sup> Europ Conf Apidology* (Vesely V, Vorechoska M, Titera D Eds), BRI, Dol, p5
- Osborne J.L., Clarke S.J., Morris R.J., Williams I.H., Riley J.R., Smith A.D., Reymolds D.R. & Edwards A.S. (1999) A landscape-scale study of bumblebee foraging range and constancy, using Harmonic Radar. *J Appl Ecol* 36: 519-533.
- Osborne J.L., Martin A.P., Shortall C.R., Todd A.D., Goulson D., Knight M.E., Hale R.J. & Sanderson R.A. (2007) Quantifying and comparing bumblebee nest densities in gardens and countryside habitats. *J Appl Ecol* DOI: 10.1111/j.1365-2664.2007.01359.x
- Osborne J.L., Martin A.P., Carreck N.L., Swain J.L., Knight M.E., Goulson D., Hale R.J. & Sanderson R.A. (2008) Bumblebee flight distances in relation to the forage landscape. *J Anim Ecol* 77: 406-415.
- Owen R.E. & Plowright R.C. (1982) Worker-queen conflict and male parentage in bumblebees. *Behav Ecol Sociobiol* 11: 91-99.
- Packer L. & Owen R.E. (2001) Population genetic aspects of pollinator decline. *Conserv Ecol* 5(1): 4-27.
- Pasquet R.S., Peltier A. Hufford M.B., Oudin E., Saulnier J., Paul L., Knudsen J.T., Herren H.R. & Gepts P. (2008) Long-distance pollen flow assessment through evaluation of pollinator foraging range suggests transgene escape distances. *Proc Natl Acad Sci USA* 105 (36): 13456-13461.
- Paxton R.J., Thorén P.A., Estoup A. & Tengö J. (2001) Queen-worker conflict over male production and the sex ratio in a facultatively polyandrous bumblebee, *Bombus hypnorum*: the consequences of nest usurpation. *Mol Ecol* 10: 2489-2498.
- Pedersen B.V. (1996) A phylogenetic analysis of cockoo bumblebees (*Psithyrus*, Lepeletier) and Bumblebees (*Bombus*, Latreille) inferred from sequences of the mitochondrial gene Cytochrome Oxidase I. *Mol Phylogenet Evol* 5: 289-297.
- Pedersen B.V. (2002) European bumblebees (Hymenoptera: Bombini) – phylogenetic relationships inferred from DNA sequences. *Insect Syst. Evol.* 33: 361-386.

- Plowright R.C. & Lavery T.M. (1984) The ecology and sociobiology of bumblebees. *Ann Rev Entomol* 29: 175-199.
- Pritchard J.K., Stephens M. & Donnelly P. (2000) Interference of population structure from multilocus genotype data. *Genetics* 155: 945-959.
- Pyke G.H. (1978<sup>a</sup>) Optimal foraging, movement patterns of Bumblebees between inflorescences, *Theor Popul Biol* 13: 72-98.
- Pyke G.H. (1978<sup>b</sup>) Optimal foraging in bumblebees and coevolution with their plants. *Oecologia* 36: 281-293.
- Pyke G.H. (1984) Optimal foraging theory: a critical review. *Ann Rev Ecol Syst* 41: 523-575.
- Raguso R.A. (2001) Floral scent, olfaction and scent-driven foraging behavior. in: Chittka L., Thomson J.D. (Eds.), *Cognitive Ecology of Pollination - Animal Behavior and Floral Evolution*, Cambridge University Press, Cambridge, pp. 83-106.
- Raine N.E. & Chittka L. (2005) Comparison of flower constancy and foraging performance in three bumblebee species (Hymenoptera: Apidae: *Bombus*). *Entomol Gener* 28: 81-89.
- Raine N.E. & Chittka L. (2007) Flower constancy and memory dynamics in bumblebees (Hymenoptera: Apidae: *Bombus*). *Entomol Gener* 29: 179-199.
- Raine N.E. & Chittka L. (2008) The correlation of learning speed and natural foraging success in bumblebees. *Proc R Soc Lond B* 275: 803-808.
- Raine N.E. & Chittka L. (2009) Measuring the adaptiveness of social insect foraging strategies – an empirical approach. In: Jarau S. & Hrnčir M. (eds): *Food exploitation by social insects: ecological, behavioural and theoretical approaches*. CRC Press, Taylor & Francis Group, LLC, pp. 9-28.
- Raine N.E., Ings T.C., Ramos-Rodriguez O., Chittka L. (2006) Intercolony variation in learning performance of a wild British bumblebee population (Hymenoptera, Apidae, *Bombus terrestris audax*), *Entomol Gener* 28: 241-256.
- Raine N.E., Rossmo D.K., Le Comber S.C. (2009) Geographic profiling applied to testing models of bumblebee foraging, *J R Soc Interface* 6: 307-319.
- Ranta E. & Lundberg H. (1981) Resource utilization by bumblebee queens, workers and males in a subarctic area. *Hol Ecol* 4: 145-154.
- Ratnieks F.W.L. (1990) The evolution of polyandry by queens in social Hymenoptera: the significance of the timing of removal of diploid males. *Behav Ecol Sociobiol* 26: 343-348.
- Raymond M. & Rousset F. (1995) GENEPOP (vers 1.2) Population Genetics Software for Exact Test and Ecumenism. *J Heredity* 86: 248- 250.
- Real L.A. (1991) Animal choice behaviour and the evolution of cognitive architecture. *Science* 253 (5023): 980-986.
- Reber-Funk C., Schmid-Hempel R. & Schmid-Hempel P. (2006) Microsatellite loci for *Bombus* spp.. *Mol Ecol Notes* 6: 83–86.
- Reed D.H. & Frankham R. (2003) Correlation between fitness and genetic diversity. *Conserv Biol* 17: 230-237.
- Regal P.J. (1982) Pollination by wind and animals: Ecology of geographic patterns. *Ann Rev Ecol Syst* 13: 497-524.
- Riveros A. & Gronenberg W. (2009) Olfactory learning and memory in the bumblebee *Bombus occidentalis*. *Naturwissenschaften* (in press).

- Rösseler P.-F. (1973) Die Anzahl der Spermien im *Receptaculum seminis* von Hummelköniginnen (Hymenoptera: Apoidea, Bombinae). *Apidologie* 4(3): 267-274.
- Ruiz-González M.X. & Brown M.J.F. (2006) Males vs. workers: testing the assumptions of the haploid susceptibility hypothesis in bumblebees. *Behav Ecol Sociobiol* 60: 501-509.
- Sargent R.D. & Ackerly D.D. (2008) Plant–pollinator interactions and the assembly of plant communities. *Trends Ecol Evol* 23 (3): 123 – 130.
- Sauter A. & Brown M.J.F. (2001) To copulate or not? The importance of female status and behavioural variation in predicting copulation in a bumblebee. *Anim Behav* 62: 221-226.
- Sauter A., Brown M.J.F., Baer B. & Schmid-Hempel P. (2001) Males of social insects can prevent queens from multiple mating. *Proc R Soc Lond B* 268: 1449-1454.
- Saville N.M., Dramstad W.E., Fry G.L.A. & Corbet S.A. (1997) Bumblebee movement in a fragmented agricultural landscape. *Agric Ecosyst Environ* 61: 145-154.
- Schmid-Hempel P. (1998) *Parasites of social insects*. Princeton University Press.
- Schmid-Hempel P. (2001) On the evolutionary ecology of host-parasite interactions: addressing the question with regard to bumblebees and their parasites. *Naturwissenschaften* 88:147-158.
- Schmid-Hempel P. & Dürren S. (1991) Parasites, floral resources and reproduction in natural populations of bumblebees. *Oikos* 62: 342-350.
- Schmid-Hempel R. & Schmid-Hempel P. (1998) Colony performance and immunocompetence of a social insect, *Bombus terrestris*, in poor and variable environments. *Func Ecol* 12: 22-30.
- Schmid-Hempel R. & Schmid-Hempel P. (2000) Female mating frequencies in *Bombus* spp. from Central Europe. *Insectes Soc* 47: 36-41.
- Schmid-Hempel P., Kacelnik A. & Houston A.I. (1985) Honeybees maximize efficiency by not filling their crop. *Behav Ecol Sociobiol* 17: 61-66.
- Sladen F. W. L. (1912) *The Humblebee*. Logaston Press (1989).
- Sork V.L., Nason J., Campbell D.R. & Fernandez J.F. (1999) Landscape approaches to historical and contemporary gene flow in plants. *Trends Ecol Evol* 14 (6): 219-224.
- Spaethe J. & Weidenmüller A. (2002) Size variation and foraging rate in bumblebees (*Bombus terrestris*). *Insectes Soc* 49: 142-146.
- Spaethe J. & Chittka L. (2003) Interindividual variation of eye optics and single object resolution in bumblebees. *J Exp Biol* 206: 3447-3453.
- Spaethe J., Tautz J. & Chittka L. (2001) Visual constraints in foraging bumblebees: Flower size and colour affect search time and flight behaviour. *Proc Natl Acad Sci* 98: 3898–3903.
- Stach S., Benard J. & Giurfa M. (2004) Local-feature assembling in visual pattern recognition and generalization in honeybees. *Nature* 429: 758-761.
- Stein G. (1963) Über den Sexuallockstoff von Hummel Männchen. *Naturwissenschaften* 7: 305.
- Stiles E.W. (1976) Comparison of male bumblebee flight paths: temperate and tropical (Hymenoptera: Apoidea). *J Kans Entomol Soc* 49: 266-274.



- Stout J.C. & Goulson D. (2001) The use of conspecific and interspecific scent marks by foraging bumblebees and honeybees. *Anim Behav* 62: 182-189.
- Stout J.C., Goulson D. & Allen J.A. (1998) Repellent scent-marking of flowers by a guild of foraging bumblebees (*Bombus* spp.). *Behav Ecol Sociobiol* 43: 317-326.
- Strassmann J (2001) The rarity of multiple mating by females in the social Hymenoptera. *Insectes Soc* 48: 1-13.
- Svensson B.G. (1979) Patrolling behaviour of bumblebee males (Hymenoptera: Apidae) in a Subalpine/Alpine Area, Swedish Lapland. *Zoon* 7: 67-94.
- Svensson B.G. & Bergström G. (1977) Volatile marking secretions from the labial gland of North European *Pyrobombus* D.T. males (Hymenoptera: Apidae). *Insectes Soc* 24: 213-224.
- Svensson B.G. & Bergström G. (1979) Marking pheromones of *Alpinobombus* males. *J Chem Ecol* 5 (4): 603-615.
- Tanaka H., Roubik D.W., Kato M., Liew F. & Gunsalam G. (2001) Phylogenetic position of *Apis nuluensis* of northern Borneo and phylogeography of *A. cerana* as inferred from mitochondrial DNA sequences. *Insectes Soc* 48: 44-51.
- Thomson J.D. (1986) Pollen transport and deposition by bumblebees in *Erythronium*: Influences of floral nectar and bee grooming. *J Ecol* 74 (2): 29-341.
- Thomson J.D. & Plowright R.C. (1980) Pollen carryover, nectar rewards, and pollinator behavior with special reference to *Diervilla lonicera*. *Oecologia* 46: 68-74.
- Thomson J.D. & Chittka L. (2001) Pollinator individuality: when does it matter? in: Chittka L. & Thomson J.D. (Eds.), *Cognitive Ecology of Pollination - Animal Behavior and Floral Evolution*, Cambridge University Press, Cambridge, pp. 191-213.
- Thorn R.S. & Smith B.H. (1997) The olfactory memory of the honeybee *Apis mellifera*: III: Bilateral sensory input is necessary for induction and expression of olfactory blocking. *J Exp Biol* 200: 2045-2055.
- Thorp R.W. (1979) Structural, behavioural and physiological adaptations of bees (Apoidea) for collecting pollen. *Ann Mo Bot Gard* 66 (4): 788-812.
- Traveset A. & Saez E. (1997) Pollination of *Euphorbia dendroides* by lizards and insects: Spatio-temporal variation in patterns of flower visitation. *Oecologia* 111: 241-248.
- Trivers R.L. & Hare H. (1976) Haplodiploidy and the evolution of social insects. *Science* 191: 249-263.
- Van Doorn A. & Heringa J. (1986) The ontogeny of a dominance hierarchy in colonies of the bumblebee *Bombus terrestris* (Hymenoptera: Apoidea). *Insectes Soc* 33: 3-25.
- Van Honk C.G.J. & Hogeweg P. (1981) The ontogeny of the social structure in a captive *Bombus terrestris* colony. *Behav Ecol Sociobiol* 9: 111-119.
- van Ravestijn W. & van der Sande J. (1991) Use of bumblebees for the pollination of glasshouse tomatoes. *Acta Hort* 288: 204-212.
- Velthuis H.W. & van Doorn A. (2006) A century of advances in bumblebee domestication and the economic and environmental aspects of its commercialisation for pollination. *Apidologie* 37: 421-451.
- Von der Ohe K. & von der Ohe W. (2003) *Celle's Melissopalynological collection*. Niedersächsisches Landesinstitut für Bienenkunde Celle. 2<sup>nd</sup> edition, pp 232.

- Von Hagen E. (1991) *Hummeln: bestimmen, ansiedeln, vermehren, schützen*, 3rd edition, Augsburg: Natur-Verlag.
- Waddington K.D. (2001) Subjective evaluation and choice behavior by nectar- and pollen-collecting bees, in: Chittka L., Thomson J.D. (Eds.), *Cognitive Ecology of Pollination - Animal Behavior and Floral Evolution*, Cambridge University Press, Cambridge, pp. 41-60.
- Walsh P.S., Metzger D.A. & Higuchi R. (1991) Chelex 100 as a medium for simple extraction of DNA for PCR-based typing from forensic material, *Biotechniques* 10: 506-512.
- Walther-Hellwig K. & Frankl R. (2000<sup>a</sup>) Foraging habitats and foraging distances of bumblebees, *Bombus* spp. (Hym., Apidae), in agricultural landscape. *J Appl Entomol* 124: 299-306.
- Walther-Hellwig K. & Frankl R. (2000<sup>b</sup>) Foraging distances of *Bombus muscorum*, *Bombus lapidarius* and *Bombus terrestris* (Hymenoptera, Apidae). *J Insect Behav* 13: 239-246.
- Wang J. (2004) Sibship reconstruction from genetic data with typing errors. *Genetics* 166: 1963-1979.
- Waser N.M. (1986) Flower constancy: definition, cause and measurement. *Am Nat* 127 (5): 593-603.
- Waser N.M., Chittka L., Price M.V., Williams N.M. & Ollerton J. (1996) Generalization in pollination systems, and why it matters. *Ecology* 77 (4): 1043-1060.
- Westerkamp C. (1991) Honeybees are poor pollinators – why? *Pl Syst Evol* 177: 71-75.
- Westphal C., Steffan-Dewenter I. & Tschardt T. (2006<sup>a</sup>) Bumblebees experience landscapes at different spatial scales, possible implications for co-existence. *Oecologia* 149: 289-300.
- Westphal C., Steffan-Dewenter I. & Tschardt T. (2006<sup>b</sup>) Foraging trip duration of bumblebees in relation to landscape-wide resource availability. *Ecol Entomol* 31: 389-394.
- Whitehorn P.R., Tinsley M.C., Brown M.J.F., Darvill B. & Goulson D. (2009) Impacts of inbreeding on bumblebee colony fitness under field conditions. *BMC Evol Biol* DOI: 10.1186/1471-2148-9-152.
- Widmer A., Schmid-Hempel P., Estoup A. & Scholl A. (1998) Population genetic structure and colonization history of *Bombus terrestris* s.l. (Hymenoptera: Apidae) from the Canary Islands and Madeira, *Heredity* 81: 568-572.
- Williams P.H. (1994) Phylogenetic relationships among bumble bees (*Bombus* Latr.): a reappraisal of morphological evidence. *Syst Entomol* 19: 327-344.
- Williams P.H. (1998) An annotated checklist of bumble bees with an analysis of patterns of description (Hymenoptera: Apidae, Bombini). *Bull Nat Hist Museum (Entom)* 67: 79-152.
- Williams P.H. & Osborne J.L. (2009) Bumblebee vulnerability and conservation world-wide. *Apidologie* DOI: 10.1051/apido/2009025.
- Williams P.H., Colla S. & Xie Z. (2009) Bumblebee vulnerability: Common correlates of winners and losers across three continents. *Conserv Biol* 23: 931-940.
- Wilson P. & Thomson J.D. (1991) Heterogeneity among floral visitors leads to discordance between removal and deposition of pollen. *Ecology* 72: 1503-1507.

- Wolf S. & Moritz R.F.A. (2008) Foraging distance in *Bombus terrestris* L. (Hymenoptera: Apidae). *Apidologie* 39: 419-427.
- Wolf S. & Moritz R.F.A. (2009) Pollination potential of bumblebee (*Bombus spec.*) drones (Hymenoptera: Apidae), *submitted*.
- Wolf S., Rohde M. & Moritz R.F.A. (2009) The reliability of morphological traits in the differentiation of *Bombus terrestris* and *B. lucorum* (Hymenoptera: Apidae). *Apidologie* DOI 10.1051/apido/2009048.
- Wolf T.J., Ellington C.P. & Begley I.S. (1999) Foraging costs in bumblebees, field conditions cause large individual differences. *Insectes Soc* 46: 291-295.
- Wolfe L.M. & Barrett S.C.H. (1989) Patterns of pollen removal and deposition in tristylous *Pontederia cordata* (Pontederiaceae). *Biol J Linn Soc* 36: 317-329.
- Wright S. (1933) Inbreeding and Homozygosis. *Proc Natl Acad Sci USA* 19: 411-420.
- Zayed A. (2004) Effective population size in Hymenoptera with complementary sex determination. *Heredity* 93: 627-630.
- Zayed A. (2009) Bee genetics and conservation. *Apidologie* 40: 237–262.



## Appendix

- 1. Danksagung*
- 2. Curriculum Vitae*
- 3. Eidesstattliche Erklärung*

## Danksagung

In erster Linie möchte ich mich bei **Robin Moritz** für die Überlassung des Themas und die gute, stets konstruktive und inspirierende Betreuung bedanken, die wesentlich zum Gelingen dieser Arbeit beigetragen hat. Darüber hinaus bin ich auch für die vielen wertvollen Erfahrungen, die ich im Projekt BEESHOP sammeln durfte, dankbar. Ebenso bedanke ich mich bei allen **Co-Autoren** für ihren Beitrag an dieser Arbeit.

Mein Dank gilt weiterhin der gesamten **Arbeitsgruppe Molekulare Ökologie** – für die vielen fachlichen Diskussionen, die gelegentliche Rettung aus dem Chaos – Danke **Petra!** –, aber auch für den freundschaftlichen Rückhalt, dessen ich mir immer sicher sein konnte.

Besonderes bedanke ich mich bei **André Walter** für die anregenden fachlichen Diskussionen und für sein stets offenes Ohr, vor allem, wenn es mal nicht so gut lief..

Vielen Dank auch an das **Institut für Geobotanik** und die Mitarbeiter des Botanischen Gartens Halle für die unkomplizierte Zusammenarbeit. Weiterhin danke ich den vielen **Studenten** im Grund – und Blockpraktikum, für die schöne und erfolgreiche Zeit und für das tolle Engagement im Feld und im Labor.

Natürlich bedanke ich mich bei meiner **Mutter & Diether** und meiner Schwester **Katharina** für ihre Unterstützung.

Ein ganz besonderer Dank geht an meine Frau **Vera** und meinen Sohn **Vincent** – Danke für Eure Liebe, eure Toleranz und Eure Geduld – ihr seid mein Fels.


Ich widme diese Arbeit neben meiner Familie **Gertrud Rast**, die in mir schon in frühester Kindheit die Faszination für die Natur geweckt hat und ohne die ich mich vielleicht nicht für ein Biologiestudium entschieden hätte – Danke!

Die Arbeit wurde finanziert durch die EU-Projekte **ALARM** (Assessing LArge scale Risks for biodiversity with tested Methods, Pollinator module, EU-contract No. 506675) and **BEESHOP** (Bees in EuropE and Sustainable HOny Production; EU-contract No. 022568).



*personal information*

Stephan Wolf  
 born June 27<sup>th</sup>, 1980 in Freiberg/Saxony,  
 Citizenship: German  
 Languages: English, German  
 married, 1 child (\* 30.12. 2007)



*school education*

1987-1992 Elementary school “Curt Wach“ Bockendorf  
 1993-1999 Secondary school “Gellert-Gymnasium“ Hainichen  
 09.07.1999 Abitur (German secondary school leaving examination), GPA 2.1  
 (scale 1-6, 1 being best)

*academic education*

from 10/2000 Study of Biology at Martin-Luther-Universität Halle-Wittenberg (MLU)  
 07.12. 2002 pre-degree (GPA: 2.6)  
 from 12/2002 Advanced study in Zoology/Animal Ecology  
 02/ - 06/2004 Exchange-semester: Institute of Zoology & Entomology, University of Pretoria / Republic of South Africa (funded by DAAD)  
 09 - 11/2005 Diploma examinations (GPA: 1.7)  
 Examined subjects: Zoology, Phytogeography, Soil Science, Conservation biology  
  
 from 01/2006 Diploma Thesis: “**Population sub-structure of bumblebee species**”  
 Supervisor: Prof. Dr. Robin F. A. Moritz  
 29.06.2006 Diploma (GPA: 1.4)  
  
 since 07/2006 PhD-student at Martin-Luther-Universität Halle-Wittenberg  
 Thesis title: “**The pollination potential of bumblebee drones**“  
 funded by the EU – Project ALARM (Assessing LArge scale Risks for biodiversity with tested Methods; Pollinator Module, EU Contract No.: 506675).  
 Supervisor: Prof. Dr. Robin F. A. Moritz  
 05/2006 - 04/2008 “Admin officer“ for the EU-Project BEESHOP

*Publications* (peer-review)

1. **WOLF S**, BRETTSCHEIDER H & BATEMAN PW (2006): The predator defence system of an African king cricket (Orthoptera: Anostomatidae): Does it help to stink? *African Zoology* 41 (1): 75-80.
2. **WOLF S** & MORITZ RFA (2008): Foraging distance in *Bombus terrestris* L. (Hymenoptera: Apidae). *Apidologie* 39: 419-427.
3. KRAUS FB, **WOLF S**, MORITZ RFA (2009): Male flight distance and population substructure in the bumblebee *Bombus terrestris*. *Journal of Animal Ecology* 78 (1): 247-253.
4. **WOLF S**, ROHDE M & MORITZ RFA (2009): The reliability of morphological traits in the differentiation of *Bombus terrestris* and *B. lucorum* (Hymenoptera: Apidae). *Apidologie* DOI: 10.1051/apido/2009048.
5. **WOLF S** & MORITZ RFA (in review): The pollination potential of bumblebee (*Bombus spec.*) drones (Hymenoptera: Apidae). *Oecologia*
6. **WOLF S**, TOEV T, MORITZ RLV & MORITZ RFA (submitted): Temporal dynamics of the male effective population size in bumblebees (Hymenoptera: Apidae). *Molecular Ecology*

pdfs available at [http://www.mol-ecol.uni-halle.de/current\\_publications/](http://www.mol-ecol.uni-halle.de/current_publications/)

## Eidesstattliche Erklärung

Hiermit erkläre ich an Eides statt, die vorliegende Arbeit selbständig verfaßt und keine anderen als die angegebenen Quellen und Hilfsmittel verwendet zu haben.

Ich erkläre weiterhin, dass ich mich noch nicht um den Doktorgrad beworben habe und diese Arbeit weder der Naturwissenschaftlichen Fakultät I – Biowissenschaften der Martin-Luther Universität Halle-Wittenberg noch einer anderen wissenschaftlichen Einrichtung zum Zweck der Promotion eingereicht wurde.

Halle, den 04.09.2009

Stephan Wolf